



SECURITY FACTS

A Physical Security Technology Newsletter

VOL. 9

NO. 2

IN THIS ISSUE:

7TH SECURITY SEALS SYMPOSIUM

DUWEE DIDRONG

DAPS OFFERS MORE THAN PRINTING
FOR THE DEPARTMENT OF DEFENSE

DLA CONTINUES ONGOING
HURRICANE RELIEF SUPPORT

HOW TO SELECT AND PURCHASE
GSA APPROVED CONTAINERS

CUSTOMER FEEDBACK

UPCOMING EVENTS
AMERICAN SOCIETY FOR
INDUSTRIAL SECURITY -
INTERNATIONAL (ASIS) TRAINING
AVAILABLE IN THE COMING MONTHS

FREQUENTLY ASKED
QUESTIONS (FAQS)

7TH SECURITY SEALS SYMPOSIUM

The Department of Defense (DoD) Lock Program and the Department of Homeland Security's Transportation Security Administration hosted the 7th Security Seals Symposium from 28 February to 02 March 2006 in Santa Barbara, California. This 3-day event was a forum to discuss policy, technical advances, technology transfer, and practical implementation in a series of presentations, panel discussions, demonstrations and workshops. Both Federal organizations share a common mission to advance proper and appropriate use of seals in the security process. Recent cargo security practices, international trade and domestic shipment policies recognize the seal as an integral part of supply chain security.

The keynote speaker was Mr. James Patton, Acting Director, Maritime, Cargo, and Trade Policy, Office of Policy and Planning, Department of Homeland Security. Mr. Patton coordinates the development and implementation of maritime security policy, cargo security policy, and international trade policy throughout the Department.

The Symposium continues to prove itself as the most effective event for gathering together members of the worldwide seal community, including Government policy and decision makers, manufacturers, end users, technology developers and security experts from both domestic and international perspectives. The Symposium is the only known event dedicated to the security seal. Over 150 people attended the symposium, representing domestic and international concerns. Twenty-four exhibition display tables showcased manufacturers' wares and technologies.

Two days of presentations covered diverse topics, including technology transfer, international standards, novel application of new technologies, Government policy and updates, technology vulnerabilities, test standards and practices, manufacturer's certification, and security education. Three panels were interspersed throughout, discussing container monitoring and transportation security, national and international standards, and seal selection. The panels have proven to be conducive to audience participation and thought-provoking discussions.

The Los Alamos National Laboratory's Vulnerability Assessment Team conducted a hands-on "test" for attendees to detect previously tampered seals and packaging on common consumer products. The results showed the audience's detection rate of a tampered product was slightly better than random guessing. The DoD and U.S. Customs and Border Protection demonstrated common container breach methods that bypass a conventionally installed seal, and highlighted the vulnerabilities of current container design.

(Continued on pg. 2)

*Mr. James Patton,
symposium keynote*



Call the Technical Support Hotline at (800)290-7607, (805)982-1212, or DSN 551-1212.
Visit the DoD Lock Program Website at: <https://portal.navfac.navy.mil/go/locks>

SECURITY FACTS



DUWEE DIDRONG

Once upon a time there was a safe technician named Duwee Didrong. Now this safetech thought he knew everything there was to know about safes. He never took any classes because he figured he could learn everything he needed to know while he was doing the job. Any time he got a call that had anything to do with safes, he would tell the customer that he could do the job and convince them that even if he couldn't do it, he would only charge them for his trip charge. Ole Duwee got a lot of trip charges. And, on some jobs, he even convinced the customer that "It's sposed ta work dat way."

Let's follow Duwee on a couple of jobs during his short career as a safetech.

DAY 1

8 A.M. The phone rings and Duwee answers. The customer saw his ad in the phone book that said; "All safes opened and repaired" "Combinations changed on all makes of locks." And can he come out and open a Hamilton Red Label file cabinet, repair it then put a new X-08 lock on it? Now Duwee hadn't been in business very long so he didn't let a job slip away. He told the customer; "Yep, I can open one of them tin boxes and I know all about them thar X locks"

8:45 A.M. Duwee walks up to the Class 6 file and smiles. He tells the customer that the proper way to open one of these is to saw the locking bolts, and send the drawer head back to the factory and they will replace it for him with a new lock on it. Then when the new drawer head comes in, he can change the combination for them. The customer agrees to it and old Duwee gets to work. See photo. What was it Duwee Didrong?

12 Noon. Lunch time. Must have worked up an appetite. OUT TO LUNCH!


Later, back at the shop,

1 P.M. The phone rings and Duwee answers. The customer saw his ad in the phone book that said; "All safes opened and repaired" "Combinations changed on all makes of locks". And can he come out and change a combination on a Auditcon 400V? Now Duwee hadn't been in business very long so he didn't let a job slip away. He told the customer; "Yep, I can come right out and change that thar combination."

1:30 P.M. Duwee walks up to the Amsec TL30 and smiles. The customer hands him the Operating Instructions Manual and says he wants it set up in Supervisor/Subordinate mode with four supervisors and ten subordinates each. He already has twenty users programmed in the lock. So old Duwee checks the instructions very quickly and says, "Yep, all we have to do is program twenty more users in the lock and then set it to Super/sub mode." Duwee collects his trip charge and leaves. What was it Duwee Didrong?

DAY 2

8 A.M. The phone rings and Duwee answers. The customer saw his ad in the phone book that said; "All safes opened and repaired" "Combinations changed on all makes of locks." And can he come out and change the combination of a X-07 lock? Now Duwee hadn't been in business very long so he didn't let a job slip away. He told the customer; "Yep, I can come right out and change that thar combination."




*US Customs
& Border Protection
demonstrates
vulnerabilities of current
container design*

The Government is producing a Seals Selection Matrix, updating the Seals User's Guide, and establishing a DoD seals testing laboratory. To solicit comments and feedback from the general seal community, attendees were invited to attend workshops on the third day of the Symposium. The Government encouraged participation and comments at all stakeholder levels. The Seals Selection Matrix and Seal User's Guide will be available to the community upon their release through the DoD Lock Program website <https://portal.navfac.navy.mil/go/locks>. The DoD seals testing laboratory will be the DoD's sole test agent and will be equipped to test seals in accordance with Federal Specification FF-S-2738A, "Seals, Antipilferage."

Minutes of the Symposium and the speaker's presentation files will be sent to all attendees. In addition, the minutes and presentation files will be available at the DoD Lock Program website.

Through attendee feedback questionnaires, attendees indicated an appropriate Symposium interval is approximately 18 months, which would place the next Symposium in August 2007. Visit the DoD Lock Program website <https://portal.navfac.navy.mil/go/locks> for updates on the next Symposium, and explore resources that the DoD Lock program offers.



*Vendors discuss
products &
applications*

**DEPARTMENT OF DEFENSE
LOCK PROGRAM**

*Electro
Mechanical
Combination
Lock*

8:30 A.M. Duwee walks up to the Class 6 file and smiles. The customer explains that he doesn't have the combination but gives him the serial number of the lock and tells him that the drawer is already unlocked. Old Duwee removes the dust cover and slides out the hard plate covering the back of the lock and inserts his change key. The dial wouldn't turn with the drawer open so Duwee closes the drawer. Now the dial turns. Duwee collects his trip charge and leaves. What was it Duwee Didrong?




Figure 1

12 Noon. Lunch time. Must have worked up an appetite. OUT TO LUNCH!

Later, back at the shop,

1 P.M. The phone rings and Duwee answers. The customer saw his ad in the phone book that said; "All safes opened and repaired" "Combinations changed on all makes of locks." And can he come out and change the combination of a X-07 lock? Now Duwee hadn't been in business very long so he didn't let a job slip away. He told the customer; "Yep, I can come right out and change that thar combination".

1:30 P.M. Duwee walks up to the Class 6 file and almost smiles. The customer gives him the combination and walks away. Duwee opens the drawer filled with Top Secret papers and removes the dust cover and hard plate covering the back of the lock. He finds a paper clip and inserts it in the change key holes of the lock. (His change key is still locked in the other Class 6). He changes the combination, gives it to the customer and leaves. What was it Duwee Didrong?

ONE WEEK LATER.

8 A.M. The phone rings and Duwee answers. It's the customer with the X-08 lock on a Class 6 drawer head. The new drawer head came in and the customer wants it reinstalled and the combination changed. Ole Duwee says he'll be right out.

8:45 A.M. Duwee walks up to the Class 6 file and smiles. He reinstalls the drawer head and then starts to change the combination on the X-08 lock. He inserts the change key in the back of the lock and dials in the factory combination. He gets "SL" and selects mode 1. At "EC" he dials in the new combination. At "CC" he's done. When he tries the new combination it doesn't work. So, he tries again. And again. And again, until all of a sudden he notices a "SA" on the display every time he powers the lock up. He figures maybe the combination didn't take so he tries the factory combination again. Nope, he gets a lightning bolt on that too.

Duwee collects his trip charge and leaves. What was it Duwee Didrong?

12 Noon. Lunch time. Must have worked up an appetite. OUT TO LUNCH!

Later, back at the shop,

1 P.M. The phone rings and Duwee answers. The customer saw his ad in the phone book that said; "All safes opened and repaired" "Combinations changed on all makes of locks." And can he come out and open a safe deposit box right away? Now Duwee hadn't been in business very long so he didn't let a job slip away. He told the customer; "Yep, I can come right out and open that thar safety deposit box.

1:20 P.M. Duwee walks into the bank and the teller shows him the box to be opened then leaves him to do his job. Ole Duwee punches the lock off the door, removes the box, walks out of the vault and hands it to the customer. Gets paid and leaves. What was it Duwee Didrong?

Later, back at the shop,

2:30 P.M. The phone rings and Duwee answers. The customer saw his ad in the phone book that said; "All safes opened and repaired" "Combinations changed on all makes of locks." And can he come out and open a Red label GSA vault door with lost combination? Now Duwee hadn't been in business very long so he didn't let a job slip away. He told the customer; "Yep, I can come right out and open that thar vault door".

2:45 P.M. Duwee walks up to the vault door and smiles. He takes measurements from an identical vault door in another room. Then he returns to the first vault door and measures "about" 5 or 6 inches left of dial center, drills a hole and releases the emergency escape mechanism and opens the door. He repairs the hole he drilled in accordance with FED STD 809. Resets the combination and leaves. What was it Duwee Didrong?

9:30 P.M. A knock on the door at Duwee Didrong's home. Duwee opens the door and there stands two police officers with a warrant for his arrest. What was it Duwee Didrong?

How many things did Duwee do wrong? If you don't know, YOU need more classes.

This article was contributed by Mr. Joe Cortie from MBA USA.

His telephone number is (888) 622-5495.

Visit the MBA website: <http://www.mbausa.com>




Figure 2

SECURITY FACTS

DAPS OFFERS MORE THAN PRINTING FOR THE DEPARTMENT OF DEFENSE

The Document Automation and Production Service (DAPS) is a field activity of the Defense Logistics Agency that has been serving the Department of Defense (DoD) for over 55 years. Some simply call DAPS the "DoD's printer" or the "quick copy guys". DAPS has evolved to be much more than this basic description implies.

While DAPS provides both of these services, that's only part of the story. DAPS provides a full portfolio of best value document services ranging from traditional offset printing, through on-demand output, to online document services. They have become the catalyst for document automation in DoD by actively functioning as a transformation agent to move the department toward the use of online documents and services.

Documents are a common denominator and key enabler to any business, including the DoD. DAPS is DoD's full-service document solutions provider. This perspective is recognized among industry experts as well. DAPS is an innovative and dedicated organization that consistently leverages their expertise with documents to the benefit of their varied clients.

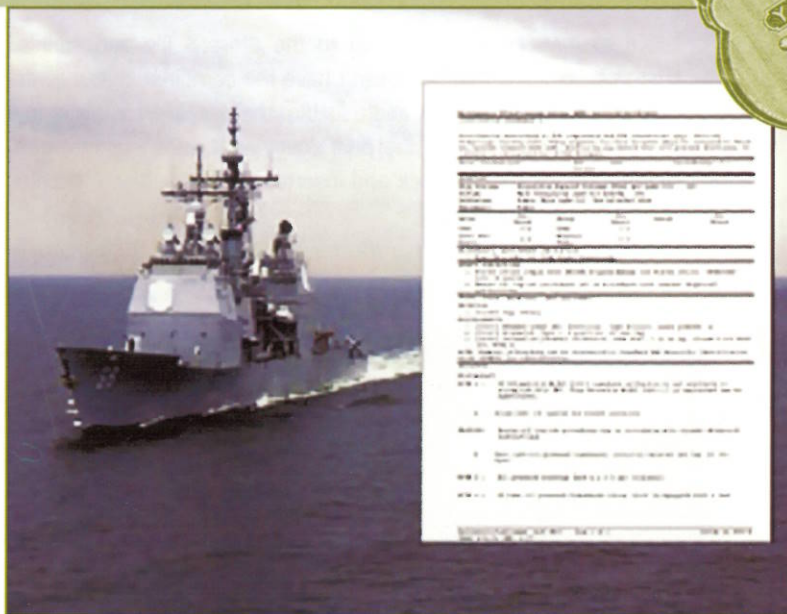
DAPS currently manages 175 service facilities, primarily located on U.S. military bases world-wide in 10 countries. Besides this organic capability, DAPS leverages the capabilities of the industry by outsourcing nearly 70 percent of the DoD's document requirements through more than 400 commercial service contracts, some of which are through the Government Printing Office.

DAPS services include building libraries of digital documents allowing for online access, providing multifunctional devices (that print from networks, copy, fax, and scan) in customer workspaces, and converting paper documents to standard digital formats.

Online document services are now the largest part of their business line, having increased by 114 percent in the past 7-years. For example, the Electronic Document Management Service (EDMS) assists the Defense Distribution Center in electronically capturing, processing, managing and storing millions of documents used in supplying U.S. military units worldwide. The DAPS service helps DDC administer more than 21 million pages of documentation annually, such as invoices, packing lists and bills of lading that identify receipt, transportation and inventory transactions from its 26 distribution sites worldwide.

EDMS is a great logistics tool for researching many facets of the distribution process. With only a national stock number or a government bill of lading, EDMS can find what you are looking for by accessing one site. It is also a time saver by allowing access to a lot of information that can also be easily printed. EDMS can dramatically reduce the time spent on research.

Another example of the trend toward the use of DAPS' online services is the Acquisition Streamlining and Standardization Information System (ASSIST) found at <http://assist.daps.dla.mil/online>. It is a comprehensive life



DAPS prints the Maintenance Index Pages and Maintenance Requirement Cards the Navy uses for information on how to maintain its equipment worldwide as part of the Planned Maintenance System (PMS).

cycle document management and digital library providing Web access to all current military and federal specifications and standards referenced in DoD contracts. There are more than 47,000 active specification and standard documents online, and the Web site receives more than 15 million "hits" each month.


THE DAPS ONLINE DOCUMENT SERVICES INCLUDE:

- **DAPS ONLINE** – A Web-based e-commerce access to DAPS services allowing the customer to shop, order and get the status of job delivery and accounts from their desktop. Currently 37 percent of DAPS orders are submitted digitally by customers, well above the 25 percent industry average. In the near future, the service will include the ability for digital proofing of documents online. Visit <http://www.daps.dla.mil/DAPSONline>
- **ELECTRONIC DOCUMENT MANAGEMENT** – A service to build complex digital libraries of documents with online access. A digital library can enhance a customer's business by exacting discipline and providing workflow functionality for its daily processes. DAPS has automated all categories of documents and for all or part of the document life cycle.
- **"DISTRIBUTE AND PRINT" SERVICES** – The distribution of standard digital document files to any of the DAPS' 175 worldwide production facilities with output-on-demand within hours to days depending on the size of the job. This compares to the traditional bulk printing and mail distribution process that can require weeks and sometimes months to accomplish.
- **EQUIPMENT MANAGEMENT SOLUTIONS** – With over 44,000 units in place today, DAPS is one of the government's largest providers of best value output and scanning equipment directly into customer workspaces.
- **DOCUMENT CONVERSION SERVICES** – With nearly half a billion pages converted in the past seven years, DAPS is the leader in the federal government.
- **DOCUMENT ASSESSMENTS** – Office copiers, printers, faxes and scanners are low cost items and often not perceived as a cost driver.

DAPS provides an objective analysis that gives an inventory of these items in the customer workspace, determines the current cost, and makes recommendations to save dollars. Studies completed so far have saved customers between eight and 41 percent.

DAPS can also provide the training materials required to take a military career-enhancing examination even in remote locations. The medical director of the Combat Medic Training Center, in Balad, Iraq, commended the DAPS Oklahoma City, Okla., office and its facilities for the production of medical training documents needed by the center. Using the DAPS Online service and its inherent "distribute and print" capabilities, a digital file was sent from Oklahoma to the DAPS-Europe facilities and printed there. The completed documents were then shipped by commercial carrier to Iraq, saving time and money as compared to producing and shipping them from the United States.

Here, a U.S. Navy senior career counselor with the Combined Forces Command Afghanistan arranged for several sailors assigned to the command to take a Naval Advancement Examination while they were at Panjshir Valley, Afghanistan. The exam's documents were printed at the DAPS Saufley Field, Fla., facility near the Naval Air Station Pensacola.



As a service business, DAPS knows the value of customer relationship management in living by the mottos "We exist for the convenience of the customer" and "Can do right now." DAPS realizes customer service and responsiveness are the main differentiators to being the DoD's best value provider.

DAPS serves the commander-in-chief as the president's document provider, by Executive Order 12134, 9 May, 1979. DAPS continues to staff a facility, located in the Executive Office Building, for direct support to the White House. The president's staff can also get support from DAPS facilities worldwide during the president's travels.

Further information about DAPS can be found at www.daps.dla.mil or by calling the customer service line at 877-DAPS-CAN (877-327-7226).



Flight crews use a number of DAPS printed products such as handbooks and checklists in the operation of aircraft.

HOW TO SELECT AND PURCHASE GSA APPROVED CONTAINERS

FIRST, determine the kind of material to be stored in the container. Is the material classified, or is it arms, ammunition, and explosives (AA&E) or other pilferable items? Different kinds of materials have different storage requirements with various kinds of equipment and facilities in which to store them. However, this article will deal only with GSA approved containers.

Classified material requires protection of 30 man-minutes against covert entry and 20 man-hours against surreptitious entry. A Class 6 container equipped with a lock meeting Federal Specification FF-L-2740 (currently the Kaba Mas X-09 lock) meets this requirement. A Class 5 container also meets these requirements as long as it is equipped with a lock meeting Federal Specification FF-L-2740. Albeit, Class 6 containers are the most common container for the storage of classified material.

AA&E and other pilferable items need to be protected in a Class 5 container, because Class 5 provides 10 man-minutes protection against forced entry. Class 5 weapons containers are equipped with a mechanical combination lock meeting the requirements of UL 768, Group 1. Mechanical combination locks meeting Federal Specification FF-L-2937 will soon be required on new containers that are presently made with Group 1 locks.

SECOND, determine how much material needs to be stored, so the size of the container can be selected. There are 2-drawer, 4-drawer, 5-drawer, special size (not as deep) single drawer or 2-drawer, map and plan (for bulkier material), weapons container (for rifles racks, larger amounts of weapons storage), field safe, etc. Special size containers are made with holes in the bottom so they can be installed in a vehicle, vessel, or aircraft and used in mobile or transportable tactical assemblages.

Another option is a multi-lock container, which has a lock on each drawer. Multi-lock 2- and 4-drawer Class 5 and 2- and 5-drawer Class 6 containers are available. These allow several classified programs to each have separate storage.

THIRD, decide what color you want the container. They all come in gray, black, and parchment, except the weapons storage cabinet which is only available in gray. (Continued on pg. 7)

SECURITY FACTS

UPCOMING EVENTS

AMERICAN SOCIETY FOR INDUSTRIAL SECURITY
INTERNATIONAL (ASIS) TRAINING AVAILABLE IN THE COMING MONTHS

OCTOBER

| DATE | TITLE | LOCATION | MEMBER | NON-MEMBER |
|--------------------------|--|--|------------|------------|
| 10/01/2006 to 10/31/2006 | CPP Review Online | Online 25-User Site License | \$5,000.00 | \$7,500.00 |
| 10/11/2006 to 10/11/2006 | Enhancing Organizational Effectiveness | Virtual Forum | \$195.00 | \$225.00 |
| 10/23/2006 to 10/24/2006 | Security Business Practices | Charleston, SC DoubleTree Guest Suites | \$635.00 | \$835.00 |
| 10/25/2006 to 10/25/2006 | Interview and Interrogation Techniques | Charleston, SC DoubleTree Guest Suites | \$395.00 | \$595.00 |

NOVEMBER

| DATE | TITLE | LOCATION | MEMBER | NON-MEMBER |
|--------------------------|--|--|---------------------|---------------------|
| 11/01/2006 to 11/30/2006 | CPP Review Online | Online 25-User Site License | \$5,000.00 | \$7,500.00 |
| 11/06/2006 to 11/09/2006 | Closed Circuit Television (CCTV) - From Contractors to Courtrooms | Austin, TX Intercontinental Austin | \$985.00 | \$1,185.00 |
| 11/08/2006 to 11/08/2006 | Detecting Deception in Verbal and Written Statements | Virtual Forum | \$195.00 | \$225.00 |
| 11/13/2006 to 11/16/2006 | Assets Protection Course I | Scottsdale, AZ Doubletree Paradise Valley Resort | \$985.00 | \$1,185.00 |
| 11/14/2006 to 11/16/2006 | Global Gaming Expo 2006 Security and Surveillance Training Program | Las Vegas, NV | Price TBD or varies | Price TBD or varies |

DECEMBER

| DATE | TITLE | LOCATION | MEMBER | NON-MEMBER |
|--------------------------|--|---|---------------------|---------------------|
| 12/04/2006 to 12/05/2006 | Executive Protection | St. Pete Beach, FL Don Cesar Beach Resort | \$695.00 | \$895.00 |
| 12/04/2006 to 12/06/2006 | Middle East Security Conference & Exhibition | Bahrain | Price TBD or varies | Price TBD or varies |
| 12/06/2006 to 12/08/2006 | Security Force Management | St. Pete Beach, FL Don Cesar Beach Resort | \$725.00 | \$925.00 |
| 12/11/2006 to 12/13/2006 | Trends in Transportation Security | Chicago, IL The Renaissance Chicago | \$695.00 | \$895.00 |
| 12/13/2006 to 12/13/2006 | RFID and Facility Security | Virtual Forum | \$195.00 | \$225.00 |

For more information and to register for these classes, go to <http://www.asisonline.org> and click on "Education"

CLASS 6 CONTAINERS¹

- 2- or 5-drawer single lock designs (letter or legal size)
- 2- or 5-drawer legal size multi-lock design, and 5-drawer letter size multi-lock design
- Special size 1-drawer letter width, and special size 2-drawer legal width
- Map and plan cabinet
- Field safe (Note: field safes come with a Group 1 mechanical combination lock, which will soon need to meet Federal Specification FF-L-2937).

CLASS 5 CONTAINERS²

- 2- and 4-drawer single lock legal size
- Map and plan cabinet
- Weapons storage cabinet
- General purpose cabinet

Note 1: Approved for storage of classified material, available in several sizes and variations. They come standard with a lock meeting Federal Specification FF-L-2740.

Note 2: Approved for storage of classified material, available in various sizes.

These cabinets may also be used for storage of pilferable items.

The information processing system (IPS) security container is for storage of equipment (i.e. classified and/or cryptographic), not hard copy materials.

The weapons storage cabinet and map and plan cabinets all have optional interior accessories available (e.g. drawers, shelves, etc.). Manufacturers of GSA approved security containers are:

HAMILTON PRODUCTS GROUP
<http://www.hamiltonproductsgroup.com>
(800) 876-6066

DIEBOLD / MOSLER
www.diebold.com/nasagsa
(800) 568-7233

TRUSTED SYSTEMS
www.trustedsys.com
(800) 400-9124

ALPHA SAFE & VAULT
www.alphasafeinc.com
(703) 281-7233

Visit our GSA Approved Security Containers web page,
http://locks.nfesc.navy.mil/gsa_cont_main.htm for more information.

FREQUENTLY ASKED QUESTIONS (FAQS)

Q. I have a GSA approved security container, or a container that is believed to have been approved, and it needs a new GSA approval label. Where can I get one?

A. If you are the container's custodian, you will need to have a GSA Security Container and Vault Door Inspector inspect the container or vault door before a new label can be issued. To find an inspector, contact both authorized training schools: MBA USA, Inc. (888) 622-5495, and Lockmasters Security Institute (866) 574-8724.

NOTE: Trained GSA Security Container and Vault Door Inspectors may get additional GSA approved labels only from the school that trained them.

CUSTOMER FEEDBACK

"Good afternoon,

Approximately 1 week ago I solicited assistance from your hotline to change the combination of a XO-9 lock at VFA 11, one of my local elements. As Oceana's EKMS MGR, I am routinely called on to change the combination on various types of locks. However, VFA 11's XO-9 would not allow me to change the combination. Each time I attempted to change the combination, instead of the normal "SL" indication, the dreaded lightning bolt would appear. I called your hotline for assistance, and your support personnel correctly diagnosed the problem to be a broken pin inside the lock. Further, your support center provided a new lock, and provided VFA 11 personnel detailed installation instructions. Subsequently, VFA 11's lock is once again working properly. We are more than satisfied with the help your support center provided. Your staff answered our questions and provided invaluable assistance in a courteous and professional manner.

Thank you for your OUTSTANDING support!!!!"

VR,

Rickey Mincey

NAS OCEANA, EKMS MANAGER, ACCT. # 351117



Department of Defense Lock Program



DOD LOCK PROGRAM: The objective of the DoD Lock Program is to provide technical and management support for research, development, test, and evaluation of locking devices and related security systems used by the DoD. As such, the Program staff has considerable knowledge, skills, and abilities related to locking devices and security systems that can be of substantial value in providing guidance, solutions, and information on these products. The Technical Support Hotline is structured to provide quick and accurate answers to technical questions on hardware selection, requirements, training, specifications, stock numbers, and troubleshooting of equipment failures. The Hotline personnel are also knowledgeable on many other types of security equipment such as vehicle barriers, magazine doors, emergency destruct equipment, etc., and can often provide immediate guidance or at least get you headed in the right direction. Please call us today.

FOR ASSISTANCE OR INFORMATION CALL:

Technical Support Hotline:

(800) 290-7607; (805) 982-1212; DSN 551-1212

Fax: (805) 982-1253 or DSN 551-1253

E-mail: NFESCLock-TSS@navy.mil

Please leave a commercial number for return calls.

Training Coordinator:

Mr. Vaughan Armstrong

(805) 982-1575; DSN 551-1575

E-mail: vaughan.armstrong@navy.mil

Drawer Head Replacement Information:

Mr. Mike Farrar

(805) 982-6962; DSN 551-6962

E-mail: mike.farrar@navy.mil

Field Support Program Manager:

Mr. Jeffrey Miller

(805) 982-1751; DSN 551-1751

E-mail: jeffrey.miller3@navy.mil

Director, DoD Lock Program:

Mr. Eric Elkins

(805) 982-1567; DSN 551-1567

E-mail: eric.elkins@navy.mil



You Save Time and Money When You Purchase Equipment from the Defense Supply Center Philadelphia (DSCP)

DSCP sells a variety of Physical Security Equipment (PSE). PSE available through the Lock Program website include products required for the protection of classified materials, and weapons and ammunition.



Locate the PSE you need from our website. A DLA icon (shown to the right) next to the item indicates that it is available from DSCP. Call the Technical Support Hotline to find out more about DSCP and the products they sell.

DOD LOCK PROGRAM WEBSITE UPDATE:

Remember to add the new DoD Lock Program website home page to your favorites. You can find it at:

<https://portal.navfac.navy.mil/go/locks>

SECURITY FACTS

Published by NFESC using appropriated funds.

Shore Facilities Department Head (805) 982-1219

Security Engineering Division Director (805) 982-1582

DoD Lock Program Technical Manager (805) 982-1567

Editor (805) 982-1751



Naval Facilities Engineering Service Center (NFESC)

Security Engineering Division

DoD Lock Program

1100 23rd Avenue

Port Hueneme, CA 93043-4370

Subscribe to SECURITY FACTS: If you would like to subscribe to the Security Facts newsletter, send an e-mail to: NFESCLock-TSS@navy.mil. Include your name, address, phone, FAX, DSN, and e-mail address. Enter "Subscribe to Security Facts" in the e-mail subject field. Or, you may call our Technical Support Hotline at: (800) 290-7607; (805) 982-1212; DSN 551-1212.