



# SECURITY FACTS

A Physical Security Technology Newsletter

VOL. 6  
NO. 3

## IN THIS ISSUE:

**TECHNICAL SUPPORT HOTLINE & HOTLINE DATABASE POWERFUL TOOLS FOR PHYSICAL SECURITY COMMUNITY**

**FORCE PROTECTION EQUIPMENT DEMONSTRATION (FPED) IV HELD IN MAY**

**W-LOK AND ABLOY MANUFACTURE GENERAL FIELD SERVICE PADLOCKS (GFSP) THAT MEET THE REQUIREMENTS OF FF-P-2827**

**PHYSICAL SECURITY EQUIPMENT ACTION GROUP (PSEAG) ESTABLISHES PORTAL TO SHARE KNOWLEDGE**

**THE DIFFERENCE BETWEEN GSA APPROVED SECURITY & ARMORY VAULT DOORS**

**HANDY MATRIX FOR MATERIAL STORAGE REQUIREMENTS**

## “TECHNICAL SUPPORT HOTLINE, HOW CAN I HELP YOU?”

The ringing of the phone is coming from the Hotline. A Department of Defense (DoD) Lock Program Security Specialist picks up the call. The voice on the phone is talking quickly, asking for help to open a lock on a container storing extremely important documents that are needed immediately. The caller's level of frustration slowly subsides as the security specialist starts to request specific information from the caller about their situation, the lock, the trouble-shooting efforts they have already tried, the.....

The event described above is a regular occurrence for members of the Field Support Project (FSP) Hotline team. In addition to providing immediate assistance to numerous customers by phone, e-mail and FAX, these events are also documented in a database as they occur. Descriptions of the events entered in the Hotline database include the customers contact information, the caller's request for support, and a summary of how the customer was assisted.

Databases are, generally speaking, computer files that store data in order to provide useful information in several different ways. For instance, the Hotline database can display support data in summaries, percentages, tables, and charts comparing the information by agency, customer, trouble-shooting procedures, requests, and equipment type. The specialist can also display a history of support already provided to a caller to assist with support procedures.

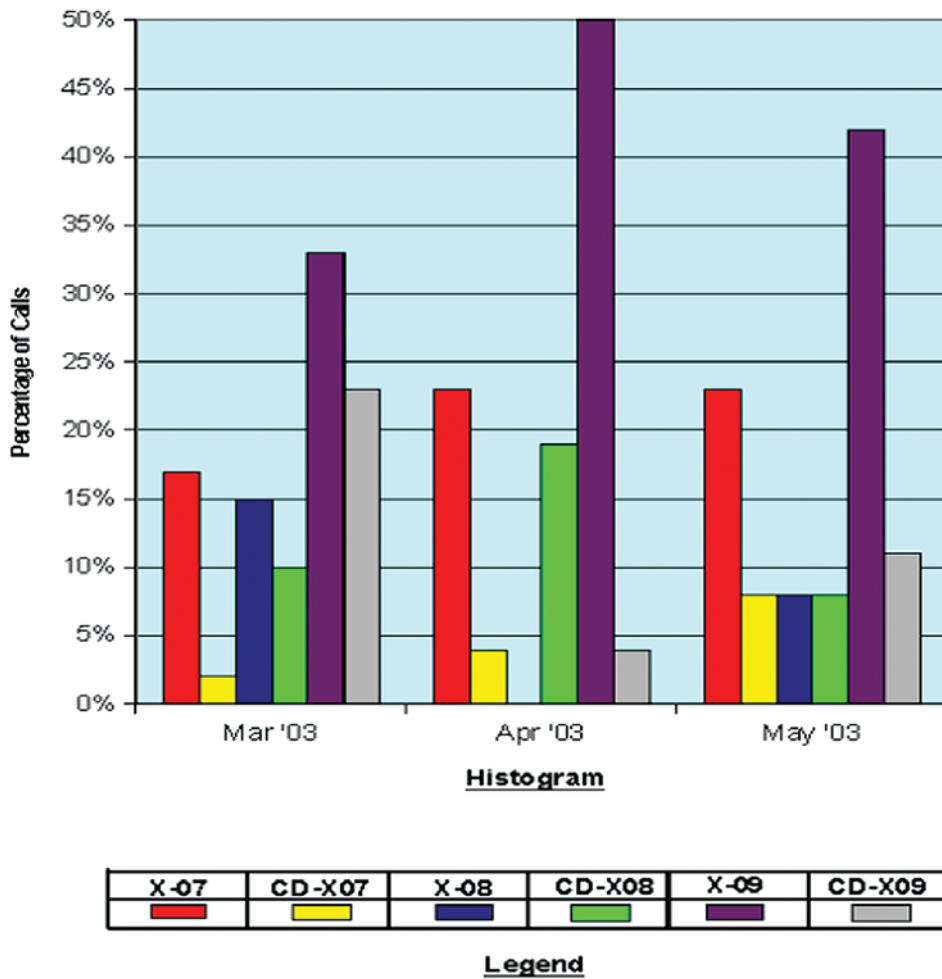
[Data Entry](#)   [Search](#)   [Reports](#)   [User Guide](#)   [Bug Track](#)   [Exit](#)

## Field Support Project

# H o t l i n e

Version 3.0 Update 6-20-03

[About this Application](#)   [Lock Program Web Site](#)   [Contact Administrator](#)



**Figure 1. Combination Lock Failure Comparisons**

*(Continued from page 1)*

Information entered in the Hotline database is compiled and analyzed on a monthly basis. Detailed analysis of data for the current month and over time periods of interest help identify trends, especially trends in security equipment problems and trouble-shooting procedures. The security specialists are then able to focus on alleviating the problems and bring attention to these trends within the physical security community. This proactive approach to resolving identified issues is accomplished with communication through the DoD Lock Program newsletter, web site, hotline, FAX and e-mail broadcasts, and relating with physical security government committees and private industry. Hotline data analysis provides support to the security community in forms ranging from Frequently Asked Questions (FAQs) on the web site to, in recent months, identifying and solving security issues produced by faulty combo motors of a commercial combination lock.

So next time your friendly FSP Hotline Security Specialist says "Please hold while I bring up your information in our database..." you'll know that the data you provide will make a positive difference in the physical security community!

## W-LOK AND ABLOY MANUFACTURE GENERAL FIELD SERVICE PADLOCKS (GFSP) THAT MEET THE REQUIREMENTS OF FF-P-2827

W-LOK and Abloy both manufacture a GFSP. W-LOK Corporation offers 3/8 and 1/2-inch diameter shackle GFSPs that meet the requirements of FF-P-2827, "Padlock, Key Operated, General Field Service." At this time W-LOK does not have a contract with the Defense Logistics Agency (DLA) for either lock. However, they are in the process of obtaining a General Services Administration (GSA) contract so that they can sell directly to Government agencies. To order the W-LOK 3/8-inch (National Stock Number (NSN) 5340-01-380-9430) or 1/2-inch (NSN 5340-01-380-9432) GFSP, call the Government /Industrial Sales Manager, (800) 654-0637, ext. 303, at Lockmasters or MBA USA at (888) 622-8495.

Abloy also manufactures a GFSP with a 1/2-inch diameter shackle, which meets the requirements of FF-P-2827. Abloy has a contract with DLA for their 1/2-inch GFSP but they are not available from DLA at this time. GFSP padlocks previously manufactured by Abloy with a 3/8-inch diameter shackle can continue to be used.

**Contact the FSP Hotline for more information.**





## THE PHYSICAL SECURITY EQUIPMENT ACTION GROUP (PSEAG) ESTABLISHES A PORTAL TO SHARE KNOWLEDGE

The DoD PSEAG has created an environment for valuing, generating, and sharing knowledge with its customer base (the Force Protection and Physical Security Communities of Practice) through the DoD PSEAG Portal.

DoD PSEAG Portal Capabilities:

- \* Promotes sharing and organizational learning.
- \* Fosters and provides incentives for a technology-enabled, information-rich security community.
- \* Empowers members of the DoD security community to share force protection and physical security related knowledge.
- \* Provides collaboration tools using such capable software suites as SITESCAPE Forum and Tactical Calendaring and Meeting Management System. The portal's collaboration tools are believed to be the best industry has to offer.
- \* Collects, stores/captures, retrieves, and disseminates Force Protection/Physical Security information at Internet speeds within a controlled environment.
- \* Increases productivity by providing a wide array of timely data, data sources, such as information on security experts, products, policies, calendars, test reports, meeting minutes, etc.
- \* Improves decision-making by allowing integration of new knowledge into the decision-making process.
- \* Reduces duplication of effort by having a common repository for capturing organizational knowledge, a system available and searchable by every registered user.
- \* Makes information available to the Force Protection technology user.

### CURRENT STATUS: OPERATIONAL

The Portal at <https://dodpse.spawar.navy.mil> officially came online during Spring 2001 and is presently fully operational. Since its activation, more than 900 individuals have used the portal's "self registration" capabilities to register and gain access. Registration on the portal is limited to those with a .mil or .gov email address. Secure Socket Layer (SSL) technology is used for encryption and passwords are required for access. To register, go to the Web site and you will see a Login/Registration page. Click on Registration and fill out the "Basic Profile Information." Set your "Forum Preferences" and "Additional Profile Information" (homepage, phone numbers, picture, etc.) and then click on "OK."



## FORCE PROTECTION EQUIPMENT DEMONSTRATION (FPED) IV HELD IN MAY

The fourth FPED was held from 6 to 8 May 2003 at the Marine Corps Base, Quantico, VA. The objective of this demonstration is to provide leaders and decision makers from the DoD federal departments and agencies and state and local law enforcement agencies with an opportunity to observe and become familiar with commercial-off-the-shelf (COTS) force protection equipment.

The demonstration was presented as part of a DoD integrated systems approach to force protection, which combines awareness and training, physical security measures, advanced technology systems, and specific protection measures tailored to each location. This year, there were over 500 exhibitors and 2,600 force protection items including:

- Physical Security Equipment
- Night Vision and Optics Devices
- Waterside Security Equipment
- Unattended Ground Sensors
- Explosives Detection and Cargo Inspection Devices
- Barriers
- Vulnerability Assessment/Analysis Software
- Blast and Ballistics Mitigation
- Chemical and Biological Detection and Mitigation Equipment
- Non-lethal Weapons and Technology
- Soldier Protective Equipment
- Access Control Equipment
- Communications Equipment
- Fencing Systems
- Fence Sensors
- Unmanned Aerial Vehicles
- Robotic Vehicles and Systems
- Armored and Utility Vehicles
- Biometrics

In addition to the exhibits, vendors conducted live equipment demonstrations:

- Blast and Ballistic mitigation
- Night vision
- Fire resistance
- Unmanned aerial vehicles
- Vehicle barriers

The FPED was not open to the public, but DoD, the Joint Staff, the Services and other sponsoring and participating organizations conducted an active publicity campaign to bring together over 9,000 attendees, including foreign personnel, concerned with force protection needs.



*At the 4th FPED, vendors conducted live equipment demonstrations*



## HANDY MATRIX FOR MATERIAL (CLASSIFIED WEAPONS, ETC.) STORAGE REQUIREMENTS

Within the DoD, certain materials must be stored in specific ways. The purpose of this matrix is to help the user determine appropriate storage for given materials. The matrix lists the types of material, the pertinent regulations, and the hardware to be used. Where the hardware must meet a specification, it is listed.

Materials stored	Regulation	Class 5 Container (see note 1)	Class 6 Container (see note 1)	Security Vault Door	Armory Vault Door	Secure Room (a) or SCIF (b) (see note 2)	AA&E Magazines & Storage Structures	Hardware Requirements
Classified Material (confidential, secret, and top secret)	DoD 5200.1-R (see note 3)	x	x	x		x(a)		FF-L-2740 (see note 4)
	DCID 6/9 (see note 5)					x(b)		FF-L-2740
Sensitive Compartmented Information (SCI)	DoD 5100.76-M (see note 6)	x			x			Group 1 UL 768
	DoD 5100.76-M						x	MIL-DTL-43607 (see note 7) with MIL-DTL-29181 (see note 8) or MIL-H-24653 (see note 9)
	DoD 5100.76-M						x	ILD (see note 10)
Category I, II, III, IV Arms, Ammunition, and Explosives (AA&E)	DoD 5100.76-M	x						Group 1 UL 768
Keys to Category I & II AA&E	DoD 5100.76-M	x						Group 1 or 2 UL 768
Keys to Category III & IV AA&E	DoD 5100.76-M	x						

1 Only Class 5 and 6 are presently manufactured. For Class 1,2,3,4, and 7 contact the DoD Lock Program for details.

2 Sensitive Compartmented Information Facility (SCIF)

3 DoD 5200.1-R, Information Security Program for the Department of Defense.

Navy/Marine Corps/Coast Guard: SECNAVINST 5510.36, Information Security Program

Army: AR 380-5, Information Security Program

Air Force: AFI 31-401, Information Security Program

DoD contractors: DoD 5220.22-M, National Industrial Security Program Operating Manual (NISPOM)

4 Field Safe with Group 1 lock meeting UL 768 is approved for classified storage in accordance with AA-F-358, Filing Cabinet, Legal and Letter Size, Uninsulated, Security.

5 DCID 6/9, Director of Central Intelligence Directive 6/9, Physical Security Standards for Sensitive Compartmented Information Facility.

6 DoD 5100.76-M, Physical Security of Sensitive Conventional Arms, Ammunition, and Explosives program

Navy/Marine Corps: OPNAVINST 5530.13, Physical Security Instruction for Arms, Ammunition, and Explosives (AA&E)

Army: AR 190-11, Physical Security of Arms, Ammunition, and Explosives

Air Force: AFI 31-101, Installation Security Program

Coast Guard: COMDTINST M5530.1C, Physical Security Program

7 MIL-DTL-43607, Detail Specification: Padlock, Key Operated, High Security, Shrouded Shackle.

8 MIL-DTL-29181, Detail Specification: Hasp, High Security, Shrouded, for High and Medium Security Padlock.

9 MIL-H-24653, Hasp, High Security, Shrouded for Shipboard Doors and Hatches using High and Medium Security Padlock.

10 Call DoD Lock Program for details.



## THERE IS A DIFFERENCE BETWEEN GSA APPROVED SECURITY AND ARMORY VAULT DOORS

Security and Armory Vault doors are both manufactured according to the requirements of Federal Specification AA-D-600, "Door, Vault, Security." The difference between the two doors is the combination lock that is used to secure the door. GSA approved armory doors have an Underwriters Laboratories (UL) Standard 768, Group 1, mechanical combination lock and the door label states that it is a GSA approved armory door (the labels are silver and red). GSA approved Class 5 security vault doors used for storing classified information must be fitted with a lock meeting Federal Specification FF-L-2740 and the door label must state that it is a GSA approved security vault door (labels are either silver and red or silver and black).

At present, there are a number of GSA approved Class 5 security vault doors with FF-L-2740 locks that are being used as armory doors. For armory doors, if and when a failure occurs with the FF-L-2740 lock, it should be changed to a UL Standard 768, Group 1, mechanical combination lock, which is less expensive. When the change is made, it must be noted on Optional Form 89 (Maintenance Record for Security Containers/Vault Doors). It must also be noted on the front of the armory door that it is no longer authorized for the protection of classified information. A list of manufacturers is provided in Table 1. To get an NSN for either a security or armory vault door, visit the DoD Lock Program Web Site.

### SECURITY AND ARMORY VAULT DOOR VENDOR:

OVERLY DOOR COMPANY 574 West Otterman St. Greensburg, PA 15601-0070 Web: <a href="http://www.overly.com">http://www.overly.com</a>	Government Sales (800) 979-7300 ext 464 or (724) 834-7300 ext 464
HAMILTON PRODUCTS GROUP INC. 3995 Bach Buxton Road Amelia, OH 45102 Web: <a href="http://www.hamiltonproductsgroup.com">http://www.hamiltonproductsgroup.com</a>	Government Sales (800) 876-6066 ext 19
DIEBOLD 5995 Mayfair Road P.O. Box 3077 North Canton, OH 44720-8077 Web: <a href="http://www.diebold.com/nasagsa">http://www.diebold.com/nasagsa</a>	Government Sales (800) 568-7233 or (330) 490-4000





## SUBMIT YOUR QUESTIONS TO SECURITY FACTS NEWSLETTER

If you have questions or would like to share information on security equipment, storage of classified information, or general security with our readers, contact the DoD Lock Program, at 1100 23rd Avenue, Port Hueneme, CA 93043-4370. You can also E-mail any of the addresses contained in this Newsletter or call the Technical Support Hotline. If we use your question or comment in the Newsletter, you will receive a free T-shirt with the DoD Lock Program logo on the front. It is our way of thanking you for supporting our Program.

## FREQUENTLY-ASKED QUESTIONS

*Q: What type of chain do I use to secure a perimeter gate and how and where can I get it?*

A: We recommend a General Service Field Padlock with a 1/2-inch diameter hardened steel shackle. To provide an equivalent level of protection, use a 1/2-inch hardened steel alloy chain to secure perimeter gates including enclaves for Risk Category I and II Arms, Ammunition, and Explosives. The chain should meet the requirements of Federal Specification

RR-C-271B, Table 2, Type 1, Grade C, Class 1, Welded 1/2-inch steel alloy chain hardened to Brinell hardness 280-310 (NSN 4010-00-323-4460). It can be procured by the following methods:

- U.S. Government agencies can purchase the 1/2-inch chain via the internet using the Government IMPAC credit card by registering at: <http://www.dla.mil/j-6/emall>. For information on registering with please call: (800) 352-9333.
- By MILSTRIP – submitted to the Defense Logistic Agency, Richmond, VA. For assistance with MILSTRIP requirements, contact the Item Manager for High Security Chain, Phone: (804) 279-2821, DSN 695-2821.


*Q: I'm having a problem with my X-09 combination lock. I enter the combination, dial right and "OP" is displayed. I continue dialing to the right indefinitely, but the lock doesn't unlock. What could be the problem, and what can I do about it?*

A: The "OP" display means you've entered the correct combination (or combinations, if the lock is in dual mode). Remember to turn the dial with full wrist turns. This keeps the lock fully powered. The problem may be that the stepper motor is an early version, which should be replaced.

**TRY THIS:** Vary the speed of dialing after achieving the "OP" display. Dialing either more rapidly or more slowly will often retract the bolt.

**OR TRY THIS:** After achieving "OP," begin striking the front of the container near the dial ring with a dead blow mallet as you continue dialing to the right. This may shake the stepper motor loose so that it will operate as it receives electric power. Protect the surface of the container with a piece of cardboard.

If you're still not successful, call the DoD Lock Program Technical Support Hotline.



# SECURITY FACTS

A Physical Security Technology Newsletter



## FOR ASSISTANCE OR INFORMATION, CALL

DoD Lock Program Technical Support Hotline:

(800) 290-7607  
(805) 982-1212  
DSN 551-1212  
FAX: (805) 982-1553 or DSN 551-1553  
(805) 982-1253 or DSN 551-1253

E-mail: [Dodlock@nfesc.navy.mil](mailto:Dodlock@nfesc.navy.mil)  
Please leave a commercial number for return calls.

## DoD Lock Program Technical Management Office

Technical Manager  
(805) 982-1567  
DSN: 551-1567  
E-mail: [lock-tm@nfesc.navy.mil](mailto:lock-tm@nfesc.navy.mil)

## Field Support Project

Project Manager  
(805) 982-1751, DSN 551-1751  
E-mail: [lock-hl@nfesc.navy.mil](mailto:lock-hl@nfesc.navy.mil)

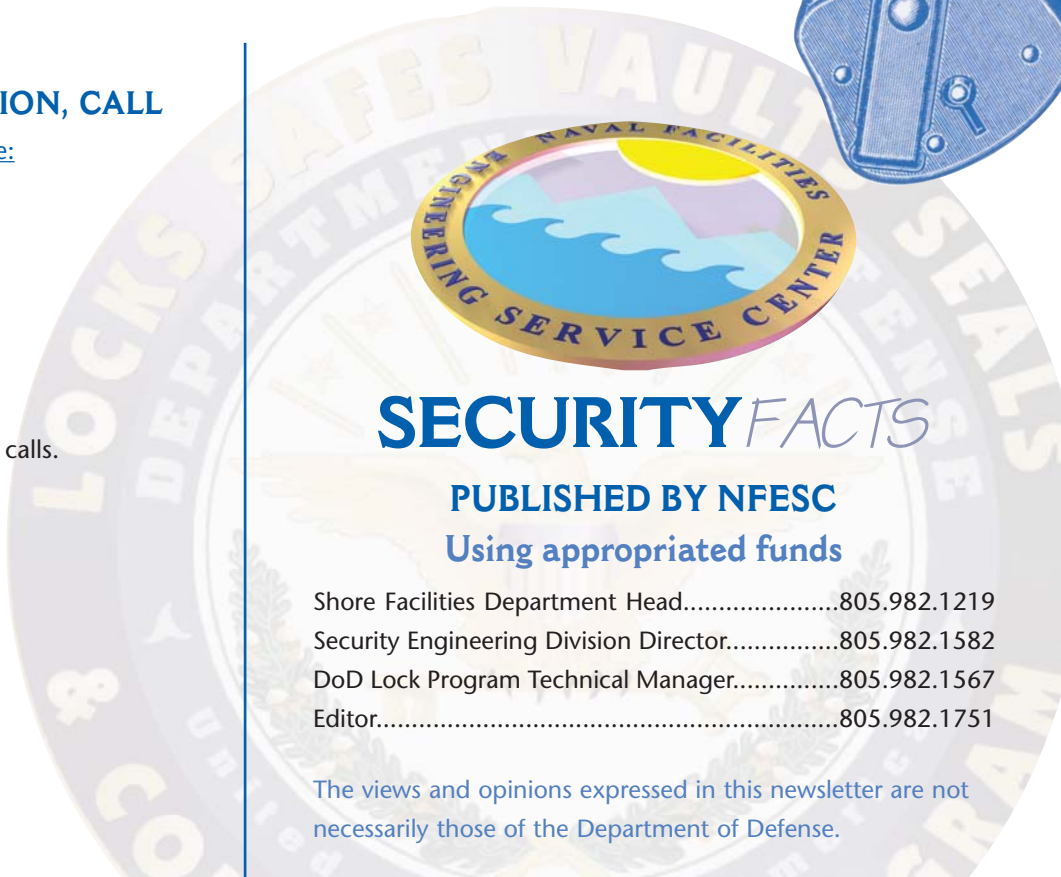
## Training

Training Coordinator  
(805) 982-1575, DSN 551-1575  
E-mail: [lock-tc@navy.mil](mailto:lock-tc@navy.mil)

## Drawer Head Replacement Service

Product Coordinator  
(805) 982-6962, DSN 551-6962  
E-mail: [lock-dhra@nfesc.navy.mil](mailto:lock-dhra@nfesc.navy.mil)

NOTE: If you are not a subscriber to the Security Facts Newsletter and would like your own copy or if you know someone who should be on our distribution list, contact any of the individuals listed above. You can also send an E-mail message with your name, address, phone, FAX, DSN and E-mail address along with your request to be added to our distribution list.



# SECURITY FACTS

**PUBLISHED BY NFESC**  
Using appropriated funds

Shore Facilities Department Head.....	805.982.1219
Security Engineering Division Director.....	805.982.1582
DoD Lock Program Technical Manager.....	805.982.1567
Editor.....	805.982.1751

The views and opinions expressed in this newsletter are not necessarily those of the Department of Defense.

