



# SECURITY FACTS!!



A Quarterly Physical Security and Security Technology Newsletter

Vol. 4, No. 2

## In This Issue...

**DoD Lock Program's Web Site Has a New Lock!!!**

**Frequently-Asked Questions**

**MBA Security Training Courses Now Available**

**Naval Surface Warfare Center Provides Training on High-Security Padlocks**

**Magnetism Causes Intermittent Reed Switch Failure and Other Problems in Mas-Hamilton X-07 and X-08 Combination Locks**

**Quality Deficiency Form Available on DoD's Lock Program Web Site**

**NSN Available for Weapons Cabinets and Vault Doors**

**NFESC Hosts the 5th Security Seals Symposium**

## Department of Defense Lock Program



## DoD's Lock Program Web Site Has a New Look!!!

If you haven't visited DoD's Lock Program web site recently at <http://locks.nfesc.navy.mil>, you might want to take a look. The web site has been completely revamped and updated to be more user friendly and provide additional information on the latest lock technology, security guidance, and lock criteria. You will notice that the Home Page now has direct links to the other web pages and a convenient search feature for quickly locating the information you need. To give you a feel for what has changed on the web site, the primary links, and the information contained on each linked page are:

### Home Page Link

### What You Will Find

#### Program Information

Lock Program Overview	A presentation on the DoD Lock Program including a statement on authority to manage and execute the Program, objectives, and an organization chart.
Glossary of Terms	A comprehensive list of security-related terms and definitions ranging from "Active Barriers" to "Wide Area Surveillance."
Questions and Answers	A list of questions and answers that have appeared in past issues of Security Facts Newsletter.
Lock Program Contacts	A complete list of contacts for the DoD Lock Program projects including the Drawer Head Replacement Program, Lock Retrofit Training Program, and the Technical Support Hotline. There is also contact information on the Security Engineering Division at the Naval Facilities Engineering Service Center, Port Hueneme, California.

#### Security Hardware

Combination Locks	<ul style="list-style-type: none"> <li>★ Information on Mas-Hamilton X-07 and X-08 combination locks for containers, vaults, and personnel doors.</li> <li>★ Photographs of lock installation and strike plates for pedestrian doors.</li> </ul>
-------------------	--

(Article continued on pages 2 and 3)

---

**Security Hardware** (continued)

---

Combination Locks	<ul style="list-style-type: none"><li>★ Special notice on potential power problems with the X-08 combination lock when the lock hasn't been operated for a period of time.</li><li>★ Frequently asked questions related to the X-07 and X-08 combination lock installation, operation, availability, and training.</li><li>★ Procurement information on the X-08 and CD-X08 combination lock including national stock numbers (NSN), cost, and ordering information.</li></ul>
High Security Padlocks	Ordering information on High Security Padlocks meeting requirements of Military Detail Specification MIL-DTL-43707H (formerly Mil Spec MIL-P-43607G), including NSN and cost.
General Field Service Padlocks	Ordering information on General Field Service Padlocks meeting requirements of Fed Spec FF-P-2827.
Low Security Padlocks	Performance requirements and procurement information on low security padlocks.
Chain	Procurement information on high strength chain normally used with padlocks.
Defense Supply Center Philadelphia (DSCP) Hardware	Contact information and product descriptions for hardware distributed by the DSCP including the X-08 and CD-X08 combination locks, re-keyable locks, high security padlocks and cylinders, low security steel brass padlocks, and general field service padlocks.
Security Seals	"Users Guide on Antipilferage Seals," a synopsis of the 4th Seals Symposium hosted by the DoD Lock Program in June 1999 and the 5th Seals Symposium in March 2001, and a description of the DoD Training Course for Effective Seal Use.

---

**Documents and Forms**

---

Technical Data Sheets	A Technical Data Sheet (TDS) is usually a 1- to 4-page document, which supplies specific information on a particular project or piece of equipment. A TDS is a quick way to get the latest results or information to our customers, has a large distribution, and is usually for public release. TDS-2054-SHR "Protecting Electronic Media from Damage," TDS-2042-SHR "Drawer Head Replacement Program," TDS-2043-SHR "Sargent and Greenleaf Model 833C High Security Padlock," are available in readable format.
Directives and Guidance	<ul style="list-style-type: none"><li>★ "X-07 Lock Troubleshooting Guide"</li><li>★ "National Security Information Interactive Destruction Guidance Manual"</li><li>★ "Procedure for Contractors to Order High Security Locks and Hasps Through DLA at Government Cost"</li><li>★ "User's Guide on Controlling Locks, Keys and Access Card"</li><li>★ An article by Dr. Roger G. Johnson, CPP, "Real Deal on Seals"</li><li>★ DoD Directive 5100.76M, "Physical Security Review Board"</li><li>★ OPNAV Instruction 5530.14C, "Navy Physical Security"</li></ul>
Forms	Optional Form 89 "Maintenance Record for Security Container and Vault Doors," "Lock Installation Report," and SF700 "Security Container Information."

---

**Training**

---

Lock Program	A description of the X-08 lock retrofit class offered by the DoD Lock Program. Also listed are scheduled and anticipated dates when and where the course will be offered.
Lockmasters Training	Information on courses available on security management and technical training.

---

**Training** (continued)

---

ASIS Training	Information on professional development training for security professionals.
Defense Security Service Academy (DSSA)	Information on training courses available from DSSA on subjects ranging from information security, counterintelligence, and special access programs to personnel and industrial security.
Mark Bates Associates (MBA) Training	Technical training on combination lock technology and safes. Includes courses on manipulation, drilling, time locks, picking, bypassing, and more.
Training Course for DoD Effective Seal Use	Information on security seal installation, operation, inspection, and control course available through the DoD Lock Program.

---

**Newsletter**

---

Newsletter Index	Readable and downloadable files of all previous Security Facts Newsletters dating back to July 1997. This web site includes an index of articles contained in each published newsletter.
------------------	--

---

**Security Events**

---

Events Index	Information on upcoming and past events on security equipment, training, and associated areas.
--------------	--

---

**Links**


---

Links Index	Links to other web sites that provide information on Government security hardware such as locks, safes, seals, training, etc.
-------------	---

---

**Feedback**

---

Contact Us	A direct E-mail link to DoD Lock Program personnel.
Update Mailing List	An online form for sending information to the DoD Lock Program that will update your mailing information.
Web Site Survey	An online form for providing feedback on DoD's Lock Program website.
Locksmith Questionnaire	An online form for sending information to DoD's Lock Program that will update our database on locksmiths who are familiar with the installation, troubleshooting, and repair of Mas-Hamilton X-07; CD-X07; X-08; and CD-X08 combination locks, and the neutralization and repair of GSA-approved security containers and vault doors.
GSA Form	An online form for submitting Quality Deficiency Reports on security equipment. (See article on QDRs in this Newsletter.) 



# Frequently-Asked Questions

The answers you need are here!

**QUESTION** - I've noticed several dates on certain parts of the Mas-Hamilton X-07 and X-08 locks. Why are there so many?

**ANSWER** - On the X-07 there are two dates: one on the inside of the lock case and one on the underside of the dial. On the X-08 there are four: inside the lock case, under the dial ring cover, inside the dial ring, and on the underside of the dial. These dates are used to ensure that the lock cannot be disassembled and reassembled using parts from another lock. When you are doing repairs or maintenance on the lock, always check to make sure all the dates are the same.

**QUESTION** - Is there still a Mas-Hamilton?

**ANSWER** - Ilco Unican, the parent company of Mas-Hamilton, has been bought by KABA, a Swiss company. The new name is Kaba Mas.

**QUESTION** - What about Mosler?

**ANSWER** - Mosler is bankrupt as of 3 August 2001. Technical support, parts, and containers are no longer available from Mosler. We will post any updated information here. Diebold is in the process of buying Mosler. For more information, see Diebold's press releases of October 23 and October 31 on their website: [www.diebold.com](http://www.diebold.com).

**QUESTION** - What about the availability of GSA-approved containers?

**ANSWER** - At present, Hamilton Products Group is the only manufacturer of GSA-approved containers. Their Government sales representative's phone number is (800) 876-6066.



## SUBMIT YOUR QUESTIONS TO SECURITY FACTS NEWSLETTER

If you have questions or information on security equipment, storage of classified information or general security that you would like to share with our readers, please send them to the DoD Lock Program, 1100 23rd Avenue, Port Hueneme, CA 93043-4370. You can also E-mail them to any of the addresses contained in this Newsletter or call the Technical Support Hotline. If we use your question or comment in the Newsletter, you will receive a free T-shirt with the DoD Lock Program logo on the front. It is our way of thanking you for supporting our efforts.

### Attention!!!

### Security Managers, Security Officers, and Buyers

On August 3, 2001 Mosler, Inc. ceased all operations and declared bankruptcy under Chapter 11. If you have placed an order with Mosler for a GSA-approved security filing Cabinet, map and plan file, weapons container, vault door, or armory door and have not received it, you should cancel your order.

GSA-approved security filing cabinets, map and plan files, and weapons containers, are on GSA's schedule and available from Hamilton Products Group.

GSA-approved vault doors and armory doors are available from Hamilton Products Group and Overly Door Company. Contacts for both are companies are:

#### HAMILTON PRODUCTS GROUP, INC.

3995 Bach Buxton Road  
Amelia, Ohio 45102

#### Government Sales Rep -

(800) 876-6066 or (513) 753-7773  
Web: [www.hamiltonproductsgroup.com](http://www.hamiltonproductsgroup.com)

#### OVERLY DOOR COMPANY

574 West Otterman Street  
Greensburg, Pennsylvania 15601-0070

#### Government Sales Rep -

(800) 979-7300, ext. 464 or  
(724) 834-7300, ext. 464  
Web: <http://www.overly.com>



### Security Facts!! Published by NFESC

Using Appropriated Funds

**Shore Facilities Department Head:** ..... (805) 982-1226  
**Security Engineering Division Director:** ... (805) 982-1563  
**DoD Lock Program Technical**

**Manager:** ..... (805) 982-1567

**Editor:** ..... (805) 982-1751

The views and opinions expressed in this Newsletter are not necessarily those of the Department of Defense.

# MBA Security Training Courses Now Available

This is the second in a series of articles that will showcase security training that is available in both the public and private sectors.

MBA is located at 101 Edgewood Plaza Drive, Nicholasville, Kentucky 40356-1814. View a list of the training schedule at <http://www.mbausa.com/schedule.html> (E-mail [mbatools@aol.com](mailto:mbatools@aol.com)) or call them toll free at 1 (888) 622-5495. Their FAX is 1 (859) 887-9491 and telephone number is 1 (859) 887-0496.


MBA offers training classes for security professionals in

a modern classroom near Lexington, Kentucky. Most classes are personally instructed by **Mark Bates**, an ACE certified instructor who has taught for ALOA, SAVTA, ELF, and many other organizations throughout North America, Europe, and the Middle East. MBA has courses available on:




Course Title	Length (days)	Description
Combination Lock Technology I (CLT I)	2	Covers a wide range of subjects ranging from combination changing, troubleshooting and Underwriters Laboratory (UL) ratings to the latest electro-mechanical combination locks. Good introductory course.
Combination Lock Technology II (CLT II)	2	Designed to familiarize lock technicians with proper operating, service, and troubleshooting techniques for manipulation-resistant safe locks. Both key-change and hand-change locks are covered. This an advanced level course. Trainees should take the CLT I course before signing up for this class.
Combination Lock Technology III (CLT III)	1	Designed to familiarize lock technicians with proper operating service, and troubleshooting techniques for combination locks found on vaults and high security safes. Trainees should take both the CLT I and CLT II courses before signing up for this class.
Safe Lock Manipulation	2	Teaches how to open UL listed Group 2 combination locks through the use of hands-on, audio, and visual techniques.
DoD/DOE Combination Lock Training	5	Designed to familiarize lock technicians with proper operating, service, forced entry, troubleshooting, and repair techniques for combination locks used on GSA security containers. Fed Spec FF-L-2740 and FED STD 809 are covered. This year the class includes training on the Mas-Hamilton X-08 combination lock.
Time Locks	1	Basic course on time-lock operating principles and terminology. Covers correction of overwinds, servicing, synchronizing cases, and working with common delayed action time locks using hands-on training techniques.
Safe Deposit Locks	1	Covers identification, servicing, and opening of common safe deposit locks.
Expert Lock Picking	1	Teaches lock picking and bypassing through the use of innovative tools, techniques, and training methods. Warded padlocks, pin-tumbler padlocks, high security locks, dimpled key locks and a variety of standard locks are some of the locks that will be provided for improving picking and bypassing skills.
Expert Lock Impressioning	1	Introduction to the art of impressioning. Training will emphasize standard pin tumbler locks but techniques can be used on a variety of other locking devices.
Professional Safe Drilling	2	Teaches drilling skills needed to open safes. Subjects include selecting the drill site, removing the dial, drilling apparatus, drill bits, inspection lights, borescopes, number transferring, relock triggers, emergency dials, and more.

(For more classes, see page 6.)

Course Title	Length (days)	Description
Inspection and Re-Certification of GSA Security Containers and Vault	3	Takes the guess work out of whether a container is suitable or not. This class teaches an individual to identify containers that are vulnerable, yet permits the preservation of containers that are not being used due to minor flaws - such as lack of a GSA label. The person that successfully completes this class will be authorized by GSA to inspect containers and apply new "re-certified" or "rejected" labels to a container. <b>Do not sign up for this class</b> unless you have completed at least 3 days of formal instruction in GSA safe locks, including mechanical locks, and are current with FF-L-2740 locks.
GSA Security Container Servicing, Opening, and Repair Certification	6	Offers hands-on training covering everything you need to know about GSA containers. The class begins with mechanical safe locks through installing and troubleshooting the latest FF-L-2740 electronic locks. Proper opening and repair techniques are done using actual GSA drawers and containers.
X-07/08/09 Master Class	3	Covers all aspects of each lock that is acceptable for GSA containers under FF-L-2740. This class contains every bit of information on these locks that is taught in our 6 day GSA class. This class is ideal for students who do not require the information on mechanical locks and container drilling and repair that is offered in our 6-day class. (Note: The X-09 lock is in pre-production at this time. It is expected to be in production by the time this class is scheduled.)
Fundamentals of Locksmithing	5	Teaches the skills necessary for anyone who works with key locks. This class was created for students who are starting a career in locksmithing, providing a solid background in the basics. 

## Naval Surface Warfare Center Provides Training on High-Security Padlocks

The Naval Surface Warfare Center's Defense Locking Systems (Code 4044) will provide training to DoD personnel interested in hasp and lock identification, maintenance of high-security padlocks, and key control. A general overview of the Navy's, Marine Corps', and Coast Guard's lock and key program supported by Naval Ordnance Safety and Security Activity (NOSSA) is also included. You can schedule this training by calling DSN 482-1354/3354 or (812) 854-1354/3354. If you need more information on this valuable training program, call the Technical Support Hotline. 



## Magnetism Causes Intermittent Reed Switch Failure and Other Problems in Mas-Hamilton X-07 and X-08 Combination Locks


When steel is exposed to an electric current, a magnetic field is generated that causes the steel to become magnetized. While some manufacturers claim to degauss their security containers and doors after welding, some manufacturers do not. There is no guarantee that a container or vault door will not become magnetized by other sources and processes after the degaussing process is completed.

Magnetic fields do not affect mechanical combination locks; however, magnetism does affect some electromechanical combination locks such as the Mas-Hamilton X-07 and X-08. The most common problem is intermittent reed switch failure interference with the stepper motor operation in the X-07 and interference with the stepper motor operation in the X-08. The magnetism problem is accentuated by the installation of the hard plate, which is welded on only three sides, causing a "horseshoe magnet" effect.

Magnetic fields can be detected by a pocket magnetometer that will determine the magnitude and polarity of the field. Under some conditions, a degaussing coil can be used to demagnetize the

steel, depending on the size of the door and level of magnetism.

The best approach to ensure that magnetism does not cause problems with Mas-Hamilton locks is to use a magnetometer to check for magnetism in containers and vault doors. If magnetism is affecting the lock's operation, it will consistently show "OP" but won't open. However, when removed from the door, the lock operates properly. If magnetism is present, either demagnetize the door with a degaussing coil, or order a steel plate shield (Part Number 105369) from the lock manufacturer. Install the shield according to the manufacturer's instructions between the back of the lock case and the back of the container or vault door to shunt the magnetized field and prevent intermittent reed switch failure. The shield will also place the stepper motor in a different position relative to the magnetic field and reduce the potential effect.

The dial hub, spindle, and tubes of the lock may need to be replaced to compensate for the additional thickness added by the plate. Call the Technical Support Hotline for additional information on this process. 

## Quality Deficiency Form Available on DoD's Lock Program Web Site

People use some type of equipment during the course of their everyday lives. It could be an automobile, lawnmower, computer, telephone, or any one of the many types and configurations of equipment that help us move; learn; function; and communicate. The one thing that all equipment has in common is that it will eventually wear out, fail to function as expected, or stop working altogether. Sometimes the failure will be preceded by a sound, flicker, or no warning whatsoever. Whatever the indicator, one thing can be counted on, it's covered by Murphy's Laws of Equipment Failure:

1. If anything can go wrong with a piece of equipment, it will.
2. If there is a possibility of several things going wrong with a piece of equipment, the one that will cause the most damage will be the one to go wrong. Corollary: If there is a worse time for something to go wrong with a piece of equipment, it will happen then.
3. Left to themselves, equipment problems tend to go from bad to worse.
4. It is never wise to let a piece of electronic equipment know you are in a hurry.
5. The more a piece of equipment costs, the farther away you have to send it to get it repaired and the longer it will take.

GSA procures a broad range of equipment for the Federal Government and is committed to providing quality material to its customers. One way GSA uses to improve the quality of the products they buy is to solicit feedback from users on problems that are discovered. This way, GSA can limit future problems and provide advice on how to easily or quickly fix common problems. The quality of security hardware is particularly impacted by product deficiencies because such problems could result in the compromise or loss of security information or assets.

One of the new features on DoD's Lock Program web site at <http://locks.nfesc.navy.mil/qdr.asp> is an online form that can be used for reporting security hardware quality deficiencies to GSA. The name, address, phone, FAX, E-Mail address, agency and activity information of the person submitting the ADR will be required. When describing the equipment, the form has convenient drop-down menus for selecting the Equipment Type, Category, Nomenclature, National Stock Number, Manufacturer, and Supply Source. Other information

(Continued on page 8)



required includes the Date of Manufacture, Serial Number, warranty information, and the date the deficiency was discovered. Finally, there is a box to provide a detailed description of the deficiency.

When you have finished filling in the information required, you can submit the data to the DoD Lock Program via the button at the end

of the form. The information will then be passed on to the GSA for action.

For more information or guidance on the use of this form, call the Technical Support Hotline.

## National Stock Numbers Available for Weapons Cabinets and Vault Doors

The DoD Lock Program Hot line receives several calls each month from users in the field wanting to know how to purchase vault doors or cabinets that will be used for weapons storage or sensitive items such as cash, jewelry, precious metals, or drugs. Security weapons cabinets that can be used for these purposes are manufactured according to Fed Spec AA-C-2859, "Cabinet, Security, Weapons Storage," of 28 November 1994. The NSN for this cabinet is 7110-01-476-2954. If you order by this NSN, you will get a modified Class 5 container resistant to a forced entry attack of at least 10 minutes and fitted with a Group 1 mechanical combination lock meeting the requirements of Underwriters Laboratory (UL) Standard 768 "Locks, Combination." The Group 1 lock will be much less expensive than a Mas-Hamilton X-07 lock

meeting requirements of FF-L-2740 "Locks, Combination," intended only for the protection of classified information and installed on all GSA labeled containers.

Vault doors are manufactured according to Fed Spec AA-D-600D, "Door, Vault, Security" of 15 May 2000. NSNs for vault doors fitted with a UL Standard 768 Group 1 lock are shown in the following table. When ordering, a right-hand swing door means the hinges are on the right side when facing the door from the outside. The Class 5 vault door is resistant to 20 hours against manipulation, 30 minutes against covert entry, and 10 minutes against forced entry.

Using the appropriate NSN provided, the weapons cabinet or the vault doors can be purchased on GSA Schedule directly from the manufacturer.

National Stock Number	Description	National Stock Number	Description
7110-01-475-8140	Class 5-V – Vault Door Design B - No exterior hardware Type IR - Right opening swing, with optical device Style K - Key change combination lock	7110-01-475-8821	Class 5-V – Vault Door Design B - No exterior hardware Type IIL - Left opening swing, without optical device Style K - Key change combination lock
7110-01-475-8816	Class 5-V – Vault Door Design B - No exterior hardware Type IL - Left opening swing, with optical device Style K - Key change combination lock	7110-01-475-8815	Class 5-V – Vault Door Design B - No exterior hardware Type IIIR - Double leaf door; right opening swing active leaf, with optical device Style K - Key change combination lock
7110-01-475-8813	Class 5-V – Vault Door Design B - No exterior hardware Type IIR - Right opening swing, without optical device Style K - Key change combination lock	7110-01-475-8819	Class 5-B – Ballistic Door Design S - Single lock Type IIR - Right hand swing, without optical device Style K - Key change combination lock Gray
7110-01-475-8814	Class 5-B - Ballistic door Design S - Single lock Type IR - Right-hand swing, with optical device Style K - Key change combination lock Gray	7110-01-475-8818	Class 5-V – Vault Door Design S - Single lock Type IIIR - Double leaf door; right opening swing active leaf, with optical device Style K - Key change combination lock



National Stock Number	Description	National Stock Number	Description
7110-01-475-8824	Class 5-B – Ballistic Door Design S - Single lock Type IL - Left hand swing, with optical device Style K - Key change combination lock Gray	7110-01-475-8820	Class 5-B – Ballistic Door Design B - No exterior hardware Type IIR - Right opening swing, without optical device Style K - Key change combination lock
7110-01-475-9596	Class 5-A – Armory Door Design S - Single lock Type IR - Right hand swing, with optical device Style K - Key change combination lock Gray	7110-01-475-9594	Class 5-A – Armory Door Design B - No exterior hardware Type IR - Right opening swing, with optical device Style K - Key change combination lock
7110-01-475-8817	Class 5-B – Ballistic Door Design S - Single lock Type IIL - Left hand swing, without optical device Style K - Key change combination lock Gray	7110-01-475-8823	Class 5-B – Ballistic Door Design B - No exterior hardware Type IIL - Left opening swing, without optical device Style K - Key change combination lock
7110-01-475-9595	Class 5-A – Armory Door Design S - Single lock Type IIR - Right hand swing, without optical device Style K - Key change combination lock Gray	7110-01-475-9599	Class 5-A – Armory Door Design B - No exterior hardware Type IL - Left opening swing, with optical device Style K - Key change combination lock
7110-01-475-8822	Class 5-B – Ballistic Door Design B - No exterior hardware Type IR - Right opening swing, with optical device Style K - Key change combination lock	7110-01-475-8825	Class 5-B – Ballistic Door Design B - No exterior hardware Type IIIR - Double leaf door; right opening swing active leaf, with optical device Style K - Key change combination lock
7110-01-475-9593	Class 5-A – Armory Door Design S - Single lock Type IL - Left hand swing, with optical device Style K - Key change combination lock Gray	7110-01-476-0139	Class 5-A – Armory Door Design B - No exterior hardware Type IIR - Right opening swing, without optical device Style K - Key change combination lock
7110-01-475-8826	Class 5-B – Ballistic Door Design B - No exterior hardware Type IL - Left opening swing, with optical device Style K - Key change combination lock	7110-01-475-8827	Class 5-B – Ballistic Door Design S - Single lock Type IIIR - Double leaf door; right opening swing active leaf, with optical device Style K - Key change combination lock
7110-01-475-9598	Class 5-A – Armory Door Design S - Single lock Type IIL - Left hand swing, without optical device Style K - Key change combination lock Gray	7110-01-475-9600	Class 5-A – Armory Door Design B - No exterior hardware Type IIL - Left opening swing, without optical device Style K - Key change combination lock

National Stock Number	Description	National Stock Number	Description
7110-01-475-9592	Class 5-A – Armory Door Design B - No exterior hardware Type III R - Double leaf door; right opening swing active leaf, with optical device Style K - Key change combination lock	7110-01-475-9590	Class 5-A – Armory Door Design S - Single lock Type III R - Double leaf door; right opening swing active leaf, with optical device Style K - Key change combination lock

## **NFESC Hosts the 5th Security Seals Symposium - 27 - 29 March 2001**

The 5th Security Seals Symposium was held March 27 – 29, 2001, at the Embassy Suites Resort at Mandalay Beach, Oxnard, CA, and at Naval Facilities Engineering Service Center (NFESC). With over 120 attendees representing DoD, Government agencies, policy makers, manufacturers, standards organizations, training institutes, and end-users, this is the largest symposium to date.

The esteemed **Mr. Roger Schwalm**, Senior CIA Staff Officer Coordinating Technical and Physical Security Issues for the U.S. Security Policy Board, was kind enough to provide the keynote address. He discussed the principles required for the security process to work including: importance of strong leadership, cooperation of Government agencies, teaming of Government and industry, effective risk management, and understanding technologies.

Over a dozen experts gave a wide variety of presentations including:

- Industry standardization efforts
- Interpreting test standards
- Tamper detection
- Novel seal designs
- Active tag technology
- Securing classified documents

In addition, three panel discussions were conducted: "Choosing a Seal," "Integrating Security Seals and RFID Technology," and "Seals for Nuclear

Dismantlement, Safeguards and Treaty Monitoring."

On the third day, attendees were invited to visit and tour NFESC. The Navy is designated as the executive agent of the DoD's Lock Program, and NFESC is the program's technical manager. Attendees were provided tours of the many laboratories and wide engineering and testing capabilities at NFESC. In addition, demonstrations of physical attack methods and new ideas in security were presented.

Complete minutes and speaker presentations are available on CD-ROM by request.



Symposium attendees



Manufacturer's booth.



Getting the display booths ready.

(More Security Seals Symposium photos on page 12)



**Models of locks used for security.**



**Basic door attack demonstration.**



**Cutting a plate of steel using a burn bar.**

**FOR ASSISTANCE OR INFORMATION, CALL**

**DoD Lock Program Technical Support Hotline:**

**Comm: (805) 982-1212; DSN: 551-1212 (Leave a commercial number for return calls.)**

**Fax: 805) 982-2444 or DSN: 551-2444,  
(805) 982-1553 or DSN: 551-1553,  
(805) 982-1253 or DSN: 551-1253**

**E-mail: [dodlock@nfesc.navy.mil](mailto:dodlock@nfesc.navy.mil)**

**DoD Lock Program Technical Management Office**

(805) 982-1567 or DSN: 551-1567

**Field Support Project**

(805) 982-1751 or DSN: 551-1751

**Lock Training**

(805) 982-1575 or DSN: 551-1575

**Drawer Head Replacement Program**

(805) 982-1573, DSN: 551-1573

**Security Engineering Division**

(805) 982-1581, DSN: 551-1581

**NOTE:** If you are not a subscriber to the Security Facts newsletter and would like your own copy or if you know someone who should be on our distribution list, contact any of the individuals listed above. You can also send an E-mail message with your name, address, phone, FAX, DSN, and E-mail address along with your request to be added to our distribution list.