



A PHYSICAL SECURITY TECHNOLOGY NEWSLETTER

SECURITYFACTS



IN THIS ISSUE:

SECURITY AND LIFE SAFETY – NOW WE CAN HAVE BOTH

PLAN NOW TO REPLACE OLDER GSA-APPROVED CONTAINERS

LOCK ON BACK COVER (LOBC) PINS MUST BE INSTALLED

ELECTRONIC SECURITY FACTS

PROFESSIONAL CERTIFICATIONS

SOME THINGS ARE STILL FREE!

FINDING LOCAL TECHNICAL SUPPORT

AA&E KEY, COMBINATION, & LOCK CONTROL

INTERNAL LOCKING DEVICE (ILD) SUSTAINMENT SUPPORT

FREQUENTLY ASKED QUESTIONS

UPCOMING SECURITY EVENT

ASSISTANCE & INFORMATION CONTACTS


SECURITY AND LIFE SAFETY – NOW WE CAN HAVE BOTH

BACKGROUND

Federal specification FF-L-2890 (*Pedestrian Door Lock Assembly Preassembled, Panic and Auxiliary Deadbolt*) was originally written to identify security/operational requirements for door locking system hardware for use on doors that protect classified areas. For many years, the locking system hardware used on these doors to secure classified areas has not met the fire and life safety requirements of the local fire marshals and other authorities having jurisdiction (AHJs) for occupant egress capability. These specialized locking systems meeting government security requirements provided security only – not fire and life safety.

SOLVING THE PROBLEM

The specification was revised in April of 2012 (FF-L-2890B) to address these issues. Revision B requires that before hardware is submitted to the government for testing, it must meet all the necessary approvals for fire, life safety, emergency egress, and the Americans with Disabilities Act (ADA). This means that a FF-L-2890B product approved by GSA will satisfy security, fire, life safety and ADA compliance. The federal specification (FF-L-2890B) defines six different Types of products to accommodate a wide variety of door applications. (Continued on page 2)



SECURITY FACTS



(Continued from page 1)

APPLICATIONS

The current FF-L-2890B, with Amendment 2 (February 25, 2016) describes the intended use of the six Types of products:



Types I and II Inside View



S&G Types V and VI Inside View

6.1.1 Type I and Type II.

For use on **standard egress doors**, right and left hand interchangeable, standard and reverse bevel capable, that require one-handed, single-motion egress with **no panic requirements**. This lock extension is meant to be used on rooms/facilities where the **occupancy is less than what the Authority Having Jurisdiction (AHJ) considers meeting assembly requirements**. [Use is subject to AHJ approval.]



Kaba Mas Type VI Inside View



Type III and Type IV Inside View

6.1.2 Type III and Type IV.

For use on **fire exit doors**, right and left hand interchangeable, standard and reverse bevel capable, that require one-handed, single-motion egress with **panic requirements**. This lock extension is meant to be used on rooms/facilities where the **occupancy is equal to or greater than what the Authority Having Jurisdiction (AHJ) considers meeting assembly requirements**. [Use is subject to AHJ approval.]

6.1.3 Type V and Type VI.

For use on **standard pedestrian doors**, right and left hand interchangeable, standard and reverse bevel capable, that are **not on a required egress route and are not required to have one-handed single-motion egress**. This lock extension is meant for use on rooms/facilities where there is **no regular occupancy**. An example of this would be a telecommunications closet. **Use is subject to AHJ approval.**

The qualified products list (QPL) for FF-L-2890B, dated September 1, 2015, lists products made by Sargent and Greenleaf (S&G) that meet Types I through VI, and a product made by Kaba Mas that meets Type VI.

AVAILABILITY / PROCUREMENT

Available on DoD EMail now!



TABLE 1. PEDESTRIAN DOOR HARDWARE

NSN	DESCRIPTION	TYPE	LOCK INCLUDED	EXIT TYPE	ACCESS CONTROL (AC) INTEGRATION OPTIONS	STRIKE
5340-01-649-7936	Pedestrian Door Preassembled Lock (PDPL)	I	S&G 2740B (Style 2)	Lever	Rim cylinder	#2
5340-01-652-8191	Pedestrian Door Preassembled Lock (PDPL)	I	Kaba X-10 (Style 1)	Lever	Rim cylinder	#2
5340-01-652-8192	Pedestrian Door Preassembled Lock (PDPL)	II	S&G 2740B (Style 2)	Lever	Electronic with keyed bypass	#3
5340-01-651-9488	Pedestrian Door Preassembled Lock (PDPL)	II	Kaba X-10 (Style 1)	Lever	Electronic with keyed bypass	#3
5340-01-650-1200	Pedestrian Door Lock Assembly Panic (PDLAP)	III	S&G 2740B (Style 2)	Panic Bar	Rim cylinder	#2
5340-01-652-8194	Pedestrian Door Lock Assembly Panic (PDLAP)	III	Kaba X-10 (Style 1)	Panic Bar	Rim cylinder	#2
5340-01-650-1207	Pedestrian Door Lock Assembly Panic (PDLAP)	IV	S&G 2740B (Style 2)	Panic Bar	Electronic with keyed bypass	#2
5340-01-652-8188	Pedestrian Door Lock Assembly Panic (PDLAP)	IV	Kaba X-10 (Style 1)	Panic Bar	Electronic with keyed bypass	#2
5340-01-650-1108	Auxiliary Deadbolt (ADB)	V	S&G 2740B (Style 2)	Lever (closet)	No AC	#2
5340-01-652-8195	Auxiliary Deadbolt (ADB)	V	Kaba X-10 (Style 1)	Lever (closet)	No AC	#2
5340-01-651-9491	Auxiliary Deadbolt (ADB)	VI	S&G 2740B (Style 2)	Lever (closet)	No AC	#2
5340-01-626-0087	Auxiliary Deadbolt (ADB)	VI	Kaba X-10 (Style 1)	N/A (closet)	No AC	#1

SPREAD THE WORD!

The DoD Lock Program urges activities to contact their fire marshal or AHJs, inform them about this new hardware, and enlist their aid in determining which products are appropriate for each application.

If you have questions, or for more information, visit the manufacturers' websites:

<http://www.kaba-mas.com/kaba-brand/products/x-10/906052/cdx-10.html>


<http://security.sargentandgreenleaf.com/> 

SECURITY FACTS



PLAN NOW TO REPLACE OLDER GSA-APPROVED CONTAINERS

Security containers and vault doors approved by the General Services Administration (GSA) are used for storage of classified information. Although presently approved, some of these containers have not been manufactured for several decades, and parts and factory support for them are no longer available. The following tables identify the types of containers produced by each manufacturer and whether these containers are still supported.

If you need help identifying your GSA-approved containers or vault doors, please contact the DoD Lock Program Hotline, 800-290-7607 or DSN 551-1212. 



“...Time to call the DoD Lock Program...”

TABLE 1. PARTS/FACTORY SUPPORT NOT AVAILABLE:

MANUFACTURER	CONTAINERS	VAULT DOORS
Armor	•	
Art Metal USA	•	
Diebold	•	•
Herring-Hall-Marvin	•	
Hillside	•	
LeFebure		•
Merritt Industries	•	
Mosler (manufactured before 1990)	•	•
Overly	•	
Schwab	•	•

TABLE 2. PARTS/FACTORY SUPPORT STILL AVAILABLE:

MANUFACTURER	CONTAINERS	VAULT DOORS
A & H Security Cabinets	•	
Alpha Safe & Vault	•	
Brown Safe Mfg.	•	•
Diebold Mosler ¹	•	•
Fedsafes	•	
Hamilton Products Group	•	•
International Vault		•
Millennium Metals ²	•	
Mosler (manufactured after 1990 ¹)	•	•
Overly		•
Trusted Systems	•	
Will-Burt	•	

¹now Will-Burt


²now A&H



LOCK ON BACK COVER (LOBC) PINS MUST BE INSTALLED

It has come to our attention that a number of X-08 and X-09 combination locks have been installed without the required Lock on Back Cover (LOBC) pin. Instead, rubber plugs have been used in their place, or the combination lock has been left with a small hole uncovered in the back of the lock. The LOBC pin prevents the back cover assembly (which houses an electronics card) from being removed without using the correct operating combination.

These locks were tested and approved by GSA with the LOBC pin installed and must be used in the same configuration as tested. The LOBC pin installed on your Kaba Mas X-08s and X-09s is one of the many security features that qualified the product under federal specification FF-L-2740.

To ensure that your X-08 / X-09 has an LOBC pin, examine the back of the lock for a pin resembling a silver rivet, recessed with its head flush with the back surface of the lock (see photo). If you discover that the LOBC pin is missing, contact the DoD Lock Program for a replacement LOBC pin immediately. 



Lock with LOBC installed

ELECTRONIC SECURITY FACTS

The DoD Lock Program's Security Facts Newsletter (SFN) is available electronically. The electronic issues are enhanced to offer easier navigation and additional links to the information you need. Electronic SFNs also provide considerable cost savings and diminished environmental impact. To subscribe to the Security Facts Newsletter, use the "Security Facts Newsletter" link on our website. Click on "SFN Request Form," include your email address on the form, and click "Submit." Each time we publish a newsletter, we will send you an email notification. You can also send an email to:

W_NAVFAC_DOD_Lock_Program_Support@navy.mil,

and we will add you to our database. 



SECURITY FACTS



PROFESSIONAL CERTIFICATIONS




The Security Professional Education Program (SPeD) offers opportunities to obtain certifications recognized within the Department of Defense (DoD). For security specialists, the applicable certification is Security Fundamental Professional Certification (SFPC), which includes Industrial, Personnel, Information, Physical, and General Security.

There are two additional core certifications available through the Defense Security Service. They are Security Asset Protection Professional Certification (SAPPC) and Security Program Integration Professional Certification (SPIPC). The SAPPC certification defines the skills and ability to apply concepts, principles, and practices needed to successfully perform functions, implement programs, and pursue missions to protect DoD assets. The SPIPC certification defines the skills and ability to apply risk management and security program management concepts, principles, and practices. In order to attain these additional certifications, a candidate must be certified in the Security Fundamentals Professional Certification (SFPC).

The goal of the SPeD Certification Program is to ensure all security professionals are trained, educated, and certified to a DoD-established baseline level commensurate with their duties as described in the employee's current position description. A certification validates that individuals have the minimum requisite knowledge to occupy and perform effectively in roles deemed critical to the protection of the nation's security interests.


The Defense Security Service (DSS), Center for Development of Security Expertise (CDSE) is the source for this valuable training to prepare you for the certification process to attain a level of expertise in your profession. This training is open to DoD personnel, DoD contractors, employees of other federal agencies, and selected foreign governments.

To view the types of certifications and requirements to earn them, go to <http://www.dss.mil/> and click the "Directorates" pull-down. Scroll down to "Center for Development of Security Expertise (CDSE)," <http://www.cdse.edu/index.html>. On the CDSE page, select "Become certified" to access resources to learn about SPeD certification. The page includes a link to the SPeD Certification Program handbook, which gives you all the details to become SPeD certified. 



SOME THINGS ARE STILL FREE!

The DoD Lock Program is still offering “Open/Secured” two-sided magnetic signs to the DoD community free of charge. These signs include the Technical Support Hotline contact information and new DoD Lock Program web address for quick reference in getting the support you need for your security equipment.

It's good practice to use these signs on containers or vault doors to provide a visual status to personnel in the area. To place your order, see the ad on our DoD Lock Program website home page, <http://www.navfac.navy.mil/go/locks>. 



FINDING LOCAL TECHNICAL SUPPORT

When you have a problem with a security container or vault door, call the DoD Lock Program Hotline first for assistance. We may have a solution that does not require you to call in a trained technician. For those times that do require a technician, contact one of the two schools that provide safe and vault technician training. These schools maintain student registries and should be able to provide a local resource.


Lockmasters Security Institute

Phone: (866) LSI-TRAIN (USA Toll Free)
Phone: (859) 887-9633
Email (training): info@LSIeducation.com
Website: <http://www.lsieducation.com>

MBA USA, Inc.

Phone: (888) 622-5495 (USA Toll Free)
Phone: (859) 887-0496
Email (training): education@mbaUSA.com
Website: www.mbausa.com

While a technician does not need certified training to perform services, it is recommended that you use one that has received this formal training to ensure compliance with the neutralization and repairs of containers in accordance with FED-STD-809B.

Only a certified GSA Inspector whose training is current can “recertify” and “re-label” a GSA-approved container or vault door. Contact either school listed above for a referral to a certified GSA-approved Container and Vault Door Inspector in your area. 



SECURITY FACTS

AA&E KEY, COMBINATION, & LOCK CONTROL

DoDM 5100.76 requires control of keys for locks protecting arms, ammunition, and explosives (AA&E). You should also be aware of your local security policy documents for your branch of service. Specific requirements include:

- Keys and combinations to AA&E storage areas that include buildings, rooms, racks, containers, and IDS shall be retained separately from other keys and combinations. They shall only be accessible to those individuals whose official duties require access to them. A current roster of personnel who are authorized for key access shall be retained and kept from public view.
- The number of keys and combinations issued shall be held to the absolute minimum. Master keying and keying alike of locks and the use of a master key system is prohibited for use in the protection of AA&E.
- Keys and combinations retained in Standard Form 700, "Security Container Information" shall not be left unsecured or unattended at any time. This form is available to U.S. Government agencies. It can be ordered by calling Federal Supply Service customer assistance at (800) 525-8027, selecting option 3, and referencing stock number 7540-01-214-5372 or at <http://www.gsa.gov/portal/forms/download/9FAD818A86CC7DA685256B9D00493AAA>.
- If the keys or combination are lost or stolen, the affected locks or lock cores shall be replaced immediately, as appropriate.
- Combinations shall be changed when the lock is placed into use, whenever a person knowing the combination no longer requires access, or when the combination has been subject to compromise. AA&E at risk shall be inventoried and the integrity of the accessible security systems protecting AA&E shall be verified when keys, locks, or combinations are compromised.
- Written records of combinations shall be minimized and combinations should be committed to memory. The DoD activity shall implement a control system that ensures accountability and control of written combinations, keys, and locks for AA&E storage structures and facilities. The DoD activity shall appoint a combination, key, and lock custodian to implement and supervise these programs. Reserve or replacement high-security padlocks, cores, keys, and written combinations shall not be removed from DoD-controlled space (off installation) except for cases of operational necessity. When not attended or in use, unclassified written combinations, operational keys, reserve or replacement high-security padlocks, and cores shall be secured as described in Table 1. Use of existing containers is authorized until they are replaced.

TABLE 1. KEY, LOCK, AND COMBINATION STORAGE REQUIREMENTS:

	SRC I and II	SRC III and IV
Keys & combinations	General Services Administration (GSA)-approved Class 5 security container ¹ or GSA-approved Class 5 weapons container ² .	Containers of at least 12-gauge steel (or material equivalent strength) security with a GSA-approved built in combination lock ³ or a built in combination lock ⁴ meeting Group 1.
¹ In accordance with Federal Specification AA-F-363D (Reference (y)). In accordance with Federal Specification AA-F-358J (Reference (z)). ² In accordance with Federal Specification AA-C-2859 (Reference (aa)). ³ In accordance with Federal Specification FF-L-2937 (Reference (ab)). ⁴ In accordance with UL-768 (Reference (ac)).		

- Commanders or their designees (e.g., individual unit commanders with AA&E resources directly within their control) who are storing or securing AA&E shall appoint in writing AA&E lock, combination, and key custodians. Key and combination control registers shall be retained to reflect continuous key accountability.
 - ☐ Key and lock custodians shall not be primary or alternate armorers.
 - ☐ Key and lock custodians shall not be persons who are authorized unaccompanied access to AA&E storage areas.
- Key and combination registers shall contain:
 - ☐ Printed name and signature of individuals receiving combinations and/or keys.
 - ☐ Date and time of issuance.
 - ☐ Written key unique item identifier (UII) (i.e., serial number) and/or combination numbers or other identifying information. Registers containing combinations for classified information or material shall be protected according to the highest classification level being stored.
 - ☐ Signature of individuals issuing keys and/or combinations.
 - ☐ The date and time the key was returned.
 - ☐ Printed name and signature of individual receiving returned keys and/or changing combinations.
- Completed key and combination control registers shall be retained in activity files for a minimum of 1 year and then disposed of according to DoD Component guidance.
- Inventories of keys, combinations, and locks shall be conducted semi-annually by a disinterested party or person



not responsible or authorized unaccompanied access for that particular AA&E resource. Inventory records shall be retained in activity files for 1 year and then disposed of in accordance with DoD Component guidance.

- When combinations, codes, or approved electronic equipment is used in lieu of keys, the control procedures used for keys and combinations shall apply.
- When individuals such as duty officers are charged with safeguarding/custody of keys and/or combinations to AA&E areas, they shall sign for the custody of keys, key container, and/or combinations as applicable. When container custody is transferred, the seals shall be checked for original container integrity. If the seals are unbroken and intact, it shall not be necessary to physically count the keys with each change of custody.
- Combinations used to protect classified AA&E shall require the custodian to hold a personnel security clearance commensurate with the highest level of classified information being protected.
- A key control training program should be developed to train responsible personnel in lock and key control procedures and responsibilities. Training should be comprehensive and provide a strategic understanding of key and lock control and protection requirements. Training should be provided on an annual basis.
- Unserviceable high-security padlocks, keys, and cylinders shall be controlled until properly destroyed. These high-security padlocks, cylinders, and keys can be sent to the DoD Lock Program for disposal at:


(1) Army and Air Force. Ship via registered mail to:

DoD Lock Program (HSPS)
1100 23rd Avenue
Port Hueneme, CA 93043-4370

(2) Navy, Marine Corps, and Coast Guard.

Ship via registered mail to:

Commanding Officer
Naval Surface Warfare Center,
Crane, IN 47522-5010
(Code GXQS)

To review the complete document, DoDM 5100.76, *Physical Security of Sensitive Conventional Arms, Ammunition, and Explosives*, go to <http://www.navfac.navy.mil/go/locks> and select the link to Directives and Guidance. Scroll to Department of Defense for DoDM 5100.76. 



SECURITY FACTS



INTERNAL LOCKING DEVICE (ILD) SUSTAINMENT SUPPORT

The DoD Lock Program now provides the following Sustainment Support Services for the Internal Locking Devices (ILDs):

- *Inspect and evaluate the working condition of ILDs*
- *Implement ILD lock service upgrades and repairs*
- *Provide onsite preventive maintenance training and troubleshooting*
- *Provide oversight for new ILD installations*
- *Replace ILD parts*
- *Replace broken/damaged keys and high security D4/R1 cylinders*
- *Emergency Support:*

Internal Locking Device (ILD) Field Support:

(805) 982-5625, DSN: 551-5625

email: ILD_Field_Support@navy.mil

The ILD was developed to increase security over the high security padlocks and hasps that are currently used to secure Department of Defense (DoD) weapons storage magazines. The Office of the Assistant Secretary of Defense (OSD C3I) approved the ILD as “an alternative to the current high security padlock and hasp requirement” on 6 March 2001 for protection of conventional AA&E. The ILD is categorized as a High Security Deadbolt Locking System.

The ILD can be installed on hinged or sliding doors and provides the following security and operational advantages over high security padlock and hasp systems:

- *Five times more resistant to forced entry attack*
- *Sheltered from hostile environmental conditions (i.e. resists wind-driven sand, dust, rain, ice, corrosive salt spray, extreme heat and cold, and insect infestations)*
- *Easy to operate.*
- *Unique key guide allows quick, fluid key operation and greatly reduces the key breakage common with high security padlocks*
- *Not subject to door alignment problems caused by temperature change, sagging, or wear*
- *Adaptable to most types of door/closure installations*
- *Easily integrated with electronic monitoring and access control systems.*

ILD Generation II is in Development

The Generation II (GEN II) ILD improves durability, reduces life cycle costs, and provides easier field service than existing ILDs. The GEN II will directly replace an original ILD without requiring modifications to existing ILD boltwork systems. Currently, the DoD Lock Program, in conjunction with the United States Marine Corps, is testing and evaluating working prototypes.

For support contact:

Internal Locking Device (ILD) Field Support:

(805) 982-5625, DSN: 551-5625

email: ILD_Field_Support@navy.mil

Technical Support Hotline:

Toll Free: (800) 290-7607, Commercial: (805) 982-1212

DSN: 551-1212, FAX: (805) 982-1253

Website: <http://www.navfac.navy.mil/go/locks> 







FREQUENTLY ASKED QUESTIONS

Q . WHERE CAN I GET PARTS FOR MY X-09/CDX-09?

A . Parts are available from Lockmasters at 800-654-0637, www.lockmasters.com, or MBA USA at 888-MBA-5495, <http://mbausa.com>.

Q . WHERE CAN I FIND STANDARD FORM (SF) 700?

A . U.S. Government Departments, Agencies, and Offices can place an order for this form at www.gsaglobalsupply.gsa.gov. The National Stock Number (NSN) is 7540-01-214-5372. Note: Government Contractors will need to have their Government Department, Agency, or Office sponsor their request before placing an order. 



UPCOMING SECURITY EVENT

DISCOVER SECURITY'S FULL SPECTRUM OF SOLUTIONS AT ASIS 2016

- *Protection of Data and Infrastructure*
- *Counterterrorism*
- *Cloud, Financial, and Facility Security*
- *Loss Prevention, Cybersecurity, and Employee Safety*

Security's full spectrum of innovations, technologies, and ideas will be on display this September 12-15 in Orlando. For every threat and security challenge that exists—there's a solution to be discovered at the ASIS International 62nd Annual Seminar and Exhibits.



Join security professionals from around the globe for the intelligence, connections, and innovative solutions designed to help you advance in your profession, mitigate risk, and meet today's evolving challenges.

For additional information, please visit the ASIS website at: www.securityexpo.org. 

DEPARTMENT OF DEFENSE LOCK PROGRAM



DoD LOCK PROGRAM

The objective of the DoD Lock Program is to provide technical and management support for research, development, test, and evaluation of locking devices and related security systems used by the DoD. As such, the Program staff has considerable knowledge, skills, and abilities related to locking devices and security systems that can be of substantial value in providing guidance, solutions, and information on these products. The Technical Support Hotline is structured to provide quick and accurate answers to technical questions on hardware selection, requirements, training, specifications, stock numbers, and troubleshooting of equipment failures. The Hotline personnel are also knowledgeable on many other types of security equipment such as vehicle barriers, magazine doors, emergency destruct equipment, etc., and can often provide immediate guidance or at least get you headed in the right direction. Please call us today.

FOR ASSISTANCE OR INFORMATION CALL:

Technical Support Hotline:

Phones: 1-800-290-7607; 1-805-982-1212; DSN: 551-1212

FAX: 1-805-982-1253; DSN: 551-1253 or email:

W_NAVFAC_DOD_Lock_Program_Support@navy.mil

Please leave a commercial number for return calls.

Training Coordinator:

1-805-982-1153; DSN 551-1153 or email:

W_NAVFAC_DOD_Lock_Program_TC@navy.mil

Field Support Program Manager:

1-805-982-3558; DSN: 551-3558 or email:

W_NAVFAC_DOD_Lock_Program_Manager@navy.mil

DoD Lock Program Director:

1-805-982-2673; DSN: 551-2673 or email:

W_NAVFAC_DOD_Lock_Program@navy.mil



You Save Time & Money When You Purchase Equipment from the Defense Logistics Agency

DLA Troop Support, Industrial Hardware, Philadelphia, PA sells a variety of physical security equipment (PSE). PSE available through the DoD Lock Program website includes products required for the protection of classified materials, and weapons and ammunition. Locate the PSE you need from our website. A DLA icon (shown to the right) next to the item indicates that it is available from DLA. Call the Technical Support Hotline to find out more about DLA and the products they sell.



DoD LOCK PROGRAM WEBSITE:

Remember to add the DoD Lock Program website home page to your favorites. You can find it at:

<http://www.navfac.navy.mil/go/locks>

SECURITY FACTS

Published by NAVFAC EXWC using appropriated funds

Capital Improvements Department Head.....(805) 982-1244

Physical Security Tech. Division Director.....(805) 982-2673

DoD Lock Program Technical Manager.....(805) 982-3558

Editor.....(805) 982-1567



Naval Facilities Engineering Command (NAVFAC)

Engineering and Expeditionary Warfare Center (EXWC)

Physical Security Technology Division

DoD Lock Program

1100 23rd Avenue

Port Hueneme, CA 93043-4370

Subscribe to SECURITY FACTS newsletters: *If you would like to subscribe to the Security Facts newsletter, send an email to:*

W_NAVFAC_DOD_Lock_Program_Support@navy.mil. *Include your name, address, phone, FAX, DSN, and email address.*

Enter "Subscribe to Security Facts" in the email subject field. Or you may call our Technical Support Hotline at:

1-800-290-7607; 1-805-982-1212; DSN: 551-1212.