

SECURITY FACTS



A Physical Security Technology Newsletter

ISSUE
25

IN THIS ISSUE:

THE NEW S&G 951
HIGH SECURITY PADLOCK

DOD LOCK PROGRAM
PROVIDES SERVICES FOR
THE HIGH SECURITY PADLOCK

SELECTING MECHANICAL
PUSH-BUTTON ACCESS CONTROL
DEVICES FOR SECURE ROOM DOORS

STORAGE OF AA&E KEYS

NEUTRALIZATION AND REPAIR OF
GSA APPROVED CONTAINERS AND VAULT
DOORS, FED-STD-809B
(SUPERSEDING FED-STD-809A)

IT IS IMPORTANT TO USE SF 700
AND SF 702 FORMS

9TH SECURITY SEALS SYMPOSIUM

NEW BOOK ON GSA CONTAINERS

THE DO'S AND DON'TS OF GSA APPROVED
CONTAINERS & VAULT DOORS

GSA APPROVED S&G MODEL 2740

TRAINING

SECURITY FACTS NEWSLETTER
AVAILABLE ELECTRONICALLY

FREE! OPEN/SECURED MAGNETIC
SIGNS FOR SECURITY CONTAINERS

FREQUENTLY ASKED QUESTIONS

THE NEW S&G 951 HIGH SECURITY PADLOCK

The new Sargent and Greenleaf (S&G) 951 high security padlock has been tested and approved meeting military detail specification MIL-DTL-43607, Padlock, Key Operated, High Security, Shrouded Shackle and is available from the Defense Logistics Agency (DLA) Land and Maritime Philadelphia (previously DSCP). The S&G 951 is the newest high security padlock; other high security padlocks in use may still be used.


High security padlocks are intended for use with high security hasps where a high degree of physical security is required as specified by paragraph C3.1.4 of DoD Directive 5100.76-M, Physical Security of Sensitive Conventional Arms, Ammunition and Explosives. The number of keys for a high security padlock is limited to one control key and two operating keys as specified in paragraph 3.6.3.4 of MIL-DTL-43607.

The new S&G 951 and S&G 833 high security padlock cylinders should not be interchanged. Cylinders that are interchanged between the S&G 951 and S&G 833 will cause the locks to not function properly.

High security hasps must conform to military detail specification MIL-DTL-29181. Please visit our website: <https://portal.navfac.navy.mil/go/locks>. On the "Security Hardware" link, select "High Security Hasps" for more information on high security hasps. ■



Call the Technical Support Hotline at (800) 290-7607, (805) 982-1212, or DSN 551-1212. Visit the DoD Lock Program Website at: <https://portal.navfac.navy.mil/go/locks>



DOD LOCK PROGRAM PROVIDES SERVICES FOR THE HIGH SECURITY PADLOCK

The DoD Lock Program can provide demilling, lock cylinder replacement, key replacement, and broken key extraction services for the S&G 833C and 951 high security padlocks, as defined below.

Demilling - All high security padlocks, keys, and components taken out of service or no longer serviceable should be sent in for demilitarization. Send these items to the DoD Lock Program for proper disposal.

NOTE: Navy, USMC, and Coast Guard personnel should contact NSWC Crane at (812) 854-1354 or DSN 482-1354 for lock services. All other agencies should contact the DoD Lock Program at (800) 290-7607 or DSN 551-1212.

Lock Cylinder Replacement, Key Replacement, or Broken Key Extraction - Contact the DoD Lock Program at (800) 290-7607 or DSN 551-1212. We will provide you with instructions on returning your lock to us. Once returned we will send you a replacement lock. Send the padlock with all the keys and the new replacement lock cylinder (if applicable) with all keys to:

NAVFAC ESC
DoD Lock Program
Attn: Code CI661
1100 23rd Avenue
Port Hueneme, CA 93043-4370

Other Maintenance/Repair - Contact the DoD Lock Program's Technical Support Hotline.

For all requests for service you must first call the DoD Lock Program Technical Support Hotline.. You will be instructed to fill out our High Security Padlock Service Request form, which is available on our website. Send the form to us along with the S&G 833C or 951 padlock and keys (where applicable). ■

SELECTING MECHANICAL PUSH-BUTTON ACCESS CONTROL DEVICES FOR SECURE ROOM DOORS

Mechanical push-button **Access Control Devices** provide a low-maintenance option for controlling entry during working hours. This article describes mechanical access control devices, how they operate, and the minimum requirements when selecting a mechanical access control device. Also included are some helpful tips when placing a mechanical access control device into use. DoD 5200.1-R, DoD Information Security Program, paragraph C6.4.6.3 describes the requirement.

Mechanical push-button locks are stand-alone hardware, which requires no electrical power source to operate. These locks are operated by pushing a sequence of numbers on a mechanical key pad which represents a single opening combination. Mechanical push-button access control devices only operate from one set combination at a time (single user code only). Certain models incorporate an override feature, which enables a key to bypass the mechanical key pad for access. Key override features may be available in a keyway that will adapt to an existing master key system in a facility.

By contrast, electro-mechanical devices require electrical and mechanical power (i.e. rotation of handle or key required), or only electrical power without option to rotate a handle or key rotation. Understanding the differences between the operating requirements between mechanical and electro-mechanical devices is essential for accurate identification. Examples of mechanical access control devices are mechanical push-button locks and key-operated door hardware locks, because both types will restrict access unless a mechanical function is performed by either depressing buttons on a mechanical key pad or inserting an operating key and rotating it to retract a latch bolt.

Contrary to popular belief, mechanical push-button access control devices are not “cypher locks.” “Cypher Lock” is a registered trademarked name for an electronic access control device. This device operates an electric strike or electrified lockset when the correct combination is entered.

When selecting a mechanical access control device, it is important to understand that no qualified products list (QPL), commercial item description (CID), military specification, or federal specification exists for mechanical access control devices. However, the design of mechanical access control devices must meet the description requirements of DoD 5200.1-R, Information Security Program, appendix 7, paragraph AP7.4.8.

Some important things to remember when placing a mechanical push-button access control device in use are:

1. Always change the factory set combination.
2. Avoid predictable combinations, such as numbers in sequential order or using a single digit (for example: 1-2-3-4-5, or 1).
3. To use a key override feature, a lock cylinder must be installed in the knob or lever.

The end user has the option to select from a wide variety of products. Products that meet the description are made by Kaba Ilco, Lockey Systems, Code Locks, and other manufacturers. Mechanical access control devices can be purchased through GSA Advantage, DLA Land and Maritime Philadelphia, or your local security hardware distributor. ■





STORAGE OF AA&E KEYS

Keys to locks that protect Arms, ammunition, and explosives (AA&E) areas must be handled according to specific requirements, as outlined in the DoD 5100.76-M. View the User's Guide on Controlling Locks, Keys and Access Cards (UG-2040-SHR) on our website. UG-2040-SHR can be used for further guidance in conjunction with the DoD 5100.76-M. You should also be cognizant of your local security policy documents for your particular branch of service. Personnel working with keys to locks that protect AA&E areas should be mindful of several points:

- *Keys to locks that protect Category I and II AA&E areas shall be stored in a GSA approved Class 5 container.*
- *Keys to locks that protect Category III and IV AA&E areas shall be stored only in a designated key storage container of at least 12-gauge steel construction with either a UL listed 768 built-in Group I combination lock, an FF-L-2937 combination lock, or a GSA approved combination padlock (S&G 8077).*
- *Keys to locks that protect AA&E areas shall be maintained separately from all other keys. Also, they shall never be left unattended or unsecured.*
- *There shall be an authorized access list; keys shall only be issued to people on the list. These lists shall not be available to unauthorized personnel and shall be kept from public view.*
- *The number of keys for a lock shall be kept to a minimum.*
- *There shall be a lock and key custodian appointed in writing.*
- *Master keying or keying alike is not authorized.*
- *Keys must never leave the DoD-controlled space (off installation) except for operational necessity.*
- *High security padlocks or their cylinders should be rotated annually and the cylinders shall be replaced if the keys are lost, stolen, or misplaced immediately.*
- *Inventories of locks and keys shall be conducted semiannually.*
- *A key control log shall be maintained to ensure key accountability.* ■



NEUTRALIZATION AND REPAIR OF GSA APPROVED CONTAINERS AND VAULT DOORS, FED-STD-809B (SUPERSEDING FED-STD-809A)

FED-STD-809A, Neutralization and Repair of GSA approved Containers and Vault Doors, has been superseded by FED-STD-809B (January 15, 2010). This standard establishes the requirements for the neutralization and repair of GSA approved containers and vault doors that have been damaged from opening techniques used to resolve lockouts. The opening and repair methods described in this standard have been designed specifically to balance the cost-effectiveness of repair versus replacement while maintaining the security integrity of the container or vault door.

The latest FED-STD-809B adds Opening Method 4, drilling outside the dial ring for the neutralization of blue label, black label, and red label door-type containers and vault doors, which include:

- *Information Processing System (IPS) containers*
- *Map and plan containers*
- *Weapons containers*
- *Vault doors*

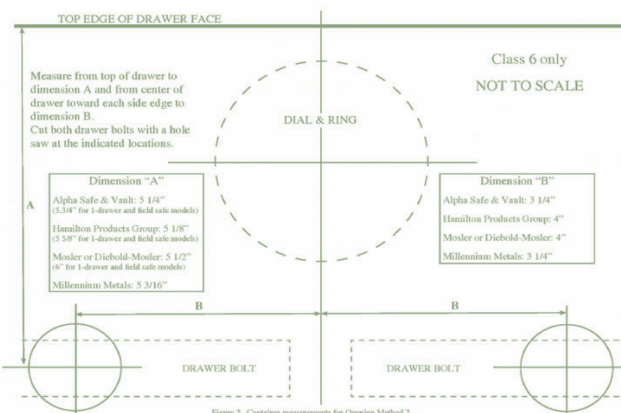
Method 4 is approved for the neutralization of lockouts to gain access to disconnected linkages or escape mechanisms in doors. This method allows for an authorized repair of the drilled door. The proper opening and repair of door type containers and vault doors allows the GSA label to be retained and does not require recertification of door type containers or vault doors. Method 4 is not approved for use on drawer type containers.

FED-STD-809B is located on the DoD Lock Program website:

<https://portal.navfac.navy.mil/go/locks>.

On the Documents link,

select "Directives and Guidance." ■





IT IS IMPORTANT TO USE THE SF 700 AND SF 702 FORMS

Standard Form 700 (SF 700), "Security Container Information" and Standard Form 702 (SF 702), "Security Container Check Sheet" have important roles in the storage of classified material. The DoD 5200.1-R, DoD Information Security Program, requires the use of the SF 700 and SF 702 when storing classified material in a GSA approved container.

The SF 700's main purpose is for recording container custodians that have access to a GSA approved container, GSA approved vault door, or secure room being used. The names, addresses, and phone numbers of the authorized persons having access are recorded on the form. If the container is found to be not properly secured, the form provides a way to contact the custodians of that container to immediately take appropriate action. The form is to be attached to the inside of the container's control drawer or on the inside of the door. A separate copy of the form is to be kept by the command's or company's security officer in a separate GSA approved container with a protection level at least equal to what the combination is protecting.

The SF 700 also has another purpose that can be of great value. The copy that is kept with the security officer should have the lock's combination recorded on it. For anybody that has forgotten a combination, or for somebody inheriting a container at their new command, this form is invaluable. Without this record of the combination the container must be drilled and either a new lock or drawer head must be purchased; both can be expensive. Additional expenses are the service time lost and costs for the locksmith or safe technician's work.

The SF 702 is kept on the outside of the GSA approved container, GSA approved vault door, or secure room. This form is used to record who opens the container, closes the container, and does the check at the end of the day.

There are PDF copies of these forms on the DoD Lock Program's website under "Instructional Documents and Forms." Keep in mind that the SF 700 should be ordered, as it is a two-part form with carbon paper and a tear-off page. Standard Form 700 can be ordered by calling Federal Supply Service customer assistance at (800) 525-8027, Option 3, or DSN 874-3697, or DSN 874-3698. The National Stock Number (NSN) is 7540-01-214-5372. ■

9TH SECURITY SEALS SYMPOSIUM

The DoD Lock Program and Transportation Security Agency (TSA) co-sponsored the 9th Security Seals Symposium at the Intercontinental Hotel in Houston, Texas on 31 August through 2 September 2010. The Symposium focused on intermodal transit issues and was attended by over 250 attendees and exhibitors representing government and industry. The event brought security professionals, transportation experts, scientists, engineers, and manufacturers together in a unique forum to review and discuss emerging technology, process improvements, and other important issues pertaining to security seals.

The symposium had over 20 technical presentations on seals science and technology issues, a panel discussion featuring representatives from the Port of Houston, US Army Transportation Command, TSA Motor Transport, TSA Science and Technology, and the Coast Guard speaking and answering questions from the audience. The symposium had over 25 vendor display booths, and included a field trip to an intermodal transit facility located at the Port of Houston. There were also Government-only and industry-only breakout sessions conducted.

The event was a big success in that participants were exposed to the latest in technology trends and gave the participants a chance to collaborate with a unique group of individuals. Hope to see you at the next symposium in 2012. ■



9th Security Seals Symposium keynote speaker, The Honorable Jay M. Cohan, Under Secretary for Science and Technology, U.S. Department of Homeland Security from 2006 to 2009.



NEW BOOK ON GSA CONTAINERS

GSA CONTAINER IDENTIFICATION
BY JOE CORTIE AND ANDY DENNISON

"GSA Container Identification" contains approximately 100 pages of photographs and information on GSA approved containers and vault doors. This full-color book includes tips on how to tell one manufacturer's product from the others and identify products often mistaken for GSA approved products. The more than 50 year history of GSA containers has brought many changes in their specifications and designs. The authors have worked diligently to research these changes and make this the most accurate, up-to-date reference on GSA approved containers and vault doors available.

To order contact the DoD Lock Program. ■



SECURITY FACTS

THE DO'S AND DON'TS OF GSA APPROVED CONTAINERS & VAULT DOORS

The following are tips and suggestions for the proper use of GSA approved containers and vault doors within the DoD community and other federal agencies.



DO'S

Make sure that the container's GSA approval label is intact.

Make sure the container has the appropriate lock (check with your security manager, or call the Technical Support Hotline).

Make sure the container has an OPEN/SECURED sign which is available free from the DoD Lock Program.

Make sure the lock is secured after you close your container. The dials on mechanical locks should be rotated four complete turns counterclockwise, one complete revolution clockwise, and then check each drawer. The dials of FF-L-2740 locks should be rotated one complete revolution counterclockwise, one complete revolution clockwise, and then check the handle.

Use your Standard Form 700 (SF 700).

Use your Optional Form 89, or Air Force Technical Order 36 (AFTO 36) maintenance record for security containers/vault doors.

When a GSA approved container or vault door must be forced open, only use the procedures described in FED-STD-809. This standard establishes the requirements for neutralization and repair of GSA approved containers and vault doors.

When placing your container out of service, reset your combination lock back to the factory default combination of 50-25-50. Make sure to log this on your SF 700.




DON'TS

Do not paint the container/vault door any other color than the factory authorized colors (black, gray, or parchment, for drawer-type and map and plan containers made since 1986). Vault doors and weapons containers, and all containers made before 1986, may only be gray,

Do not attach any object to the container, or mount or secure the container to any surface, by drilling or welding.

Do not store arms, ammunition, & explosives (AA&E), or pilferable items, such as money, jewels, precious metals, or narcotics in the same container used to store classified. ■



GSA APPROVED S&G MODEL 2740

The new S&G model 2740 combination lock was recently approved by the General Services Administration (GSA) on June 16, 2010 to the requirements of Federal Specification FF-L-2740. The bolt retracts flush, and has a throw of .461 inches to accommodate the bolt-work of older GSA containers. The bolt is drilled and tapped to fit and match most bolt extensions currently in use. The lock features single or dual control modes of operation. Dual mode requires two combinations to be entered to open the lock.

The S&G 2740 installs quickly and easily, like common mechanical combination locks. The lock uses the industry standard "Magic Module" footprint. The S&G 2740 Set-up Module is used for installation of the lock, to set operating modes and perform normal service on the lock.

The S&G 2740 operates with the familiar left-right-left-right dialing sequence. The lock is powered by a common long-life lithium battery. A change key is provided with each lock.

To learn more about the S&G 2740 lock please visit:

www.sargentandgreenleaf.com

or call (800) 826-7652. ■



Figure 1



Mounting Screw Locations
(indicated by white circles)

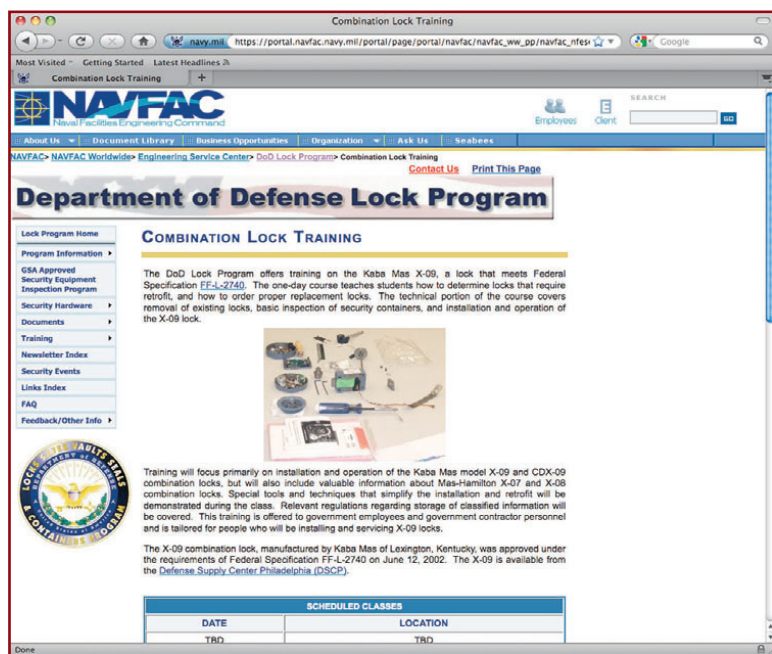
TRAINING

The DoD Lock Program offers "training" on combination locks that meet Federal Specification FF-L-2740. The one-day course teaches students how to determine locks that require retrofit and how to order proper replacement locks. The technical portion of the course covers removal of existing locks, basic inspection of security containers, and installation and operation of the FF-L-2740 locks.

Visit our website at

<https://portal.navfac.navy.mil/go/locks>

On the "Training" link, select "DoD Lock Program" for more information and view when the DoD Lock Program training dates become available. ■



SECURITY FACTS NEWSLETTER AVAILABLE ELECTRONICALLY

GO GREEN! Receive your Security Facts Newsletter electronically. If you're not already receiving your newsletter electronically, please contact the DoD Lock Program's Technical Support Hotline and provide us with your email address to receive your newsletter earlier than normal delivery time. ■

Technical Support Hotline: 1-800-290-7607 or DSN: 551-1212

OPEN

DoD Lock Program: <https://portal.navfac.navy.mil/go/locks>



Technical Support Hotline: 1-800-290-7607 or DSN: 551-1212

SECURED

DoD Lock Program: <https://portal.navfac.navy.mil/go/locks>

FREE! OPEN/SECURED MAGNETIC SIGNS FOR SECURITY CONTAINERS

The DoD Lock Program is now providing "Open/Secured" magnetic signs to the DoD community free of charge. These signs include the Technical Support Hotline contact information for quick reference in getting support for your security equipment. It is good practice to use these signs on containers or vault doors in order to provide a visual status of the equipment to personnel working in the area. To place your order, visit our website at <https://portal.navfac.navy.mil/go/locks>, click on either picture of the Open/Secured magnet sign, and fill out the request form. ■

FREQUENTLY ASKED QUESTIONS

(FAQ's)

Q. *I've heard that my X-07 and X-08 locks need to be retrofitted and replaced by newer FF-L-2740 locks. Is this true?*

A. No. Older X-07 and X-08 locks are still approved for use and do not need to be replaced. They still meet federal specification FF-L-2740. The X-07 and X-08 locks and parts are no longer made. Approved locks currently made are the Kaba Mas X-09 and S&G 2740. For more information on procurement see the DoD Lock Program's website.

Q. *Who can purchase physical security equipment from DLA Land and Maritime Philadelphia?*

A. DLA will sell physical security equipment to all U.S. military organizations, all DoD agencies, and all other Federal agencies (e.g. DHS, DEA, FBI, CIA, etc.). DLA will also sell to all of the major defense contractors, other prime contractors, and contractors that have a CAGE (commercial and government entity) code. All sales are strictly for official use and not for resale. All sales to contractors must be by credit card. The point of contact at DLA can be reached at (215) 737-2218. ■

Q. *What type of chain and lock should I use to secure a perimeter gate and where can I get them?*


A. We recommend using a General Field Service Padlock with a 1/2-inch (NSN 5340-01-380-9432) or 3/8-inch (NSN 5340-01-380-9430) diameter hardened steel shackle, depending on your security application. To provide an equivalent level of protection, use a chain with a diameter equivalent to the diameter of the lock shackle. The chain should be constructed of hardened steel alloy to secure perimeter gates including enclaves for Category I and II Arms, Ammunition and Explosives. The chain should meet the requirements of Federal Specification RR-C-271, Table 4 Class 4, heavy duty hardened straight link steel, galvanized. The lock shackle and chain size should be the same.

They can be procured as follows:

Go to DoD EMALL or call the DLA Contact Center at (877) 352-2255. Contractors, please read the DoD EMALL Contractor Policy before using EMALL. Visit the DoD Lock Program website to view the aforementioned physical security equipment. ■



If you have questions regarding these or other procedures, call the DoD Lock Program Technical Support Hotline: DSN (312) 551-1212, (800) 290-7607 or (805) 982-1212. ■



Department of Defense Lock Program



DOD LOCK PROGRAM: The objective of the DoD Lock Program is to provide technical and management support for research, development, test, and evaluation of locking devices and related security systems used by the DoD. As such, the Program staff has considerable knowledge, skills, and abilities related to locking devices and security systems that can be of substantial value in providing guidance, solutions, and information on these products. The Technical Support Hotline is structured to provide quick and accurate answers to technical questions on hardware selection, requirements, training, specifications, stock numbers, and troubleshooting of equipment failures. The Hotline personnel are also knowledgeable on many other types of security equipment such as vehicle barriers, magazine doors, emergency destruct equipment, etc., and can often provide immediate guidance or at least get you headed in the right direction. Please call us today.

FOR ASSISTANCE OR INFORMATION CALL:

Technical Support Hotline:

Phones: (800) 290-7607; (805) 982-1212; DSN 551-1212
FAX: (805) 982-1253; DSN 551-1253
E-mail: NFESCLock_TSS@navy.mil. Please leave a commercial number for return calls.

Training Coordinator:

(805) 982-1575; DSN 551-1575
E-mail: NFESCLock-TC@navy.mil

Drawer Head Replacement Information:

(805) 982-1153; DSN 551-1153
E-mail: NFESCLock-DHRA@navy.mil

Field Support Program Manager:

(805) 982-1751; DSN 551-1751
E-mail: NFESCLock-HL@navy.mil

DoD Lock Program Director

(805) 982-2673; DSN 551-2673
E-mail: NFESCLock-PM@navy.mil



You Save Time and Money When You Purchase Equipment from the Defense Supply Center Philadelphia (DSCP)

DSCP sells a variety of Physical Security Equipment (PSE). PSE available through the Lock Program website include products required for the protection of classified materials, and weapons and ammunition. Locate the PSE you need from our website.

A DLA icon (shown to the right) next to the item indicates that it is available from DSCP. Call the Technical Support Hotline to find out more about DSCP and the products they sell.



DOD LOCK PROGRAM WEBSITE UPDATE:

Remember to add the new DoD Lock Program website home page to your favorites. You can find it at:

<https://portal.navfac.navy.mil/go/locks>

SECURITY FACTS

Published by NFESC using appropriated funds.

Shore Facilities Department Head (805) 982-1219
Security Engineering Division Director (805) 982-1582
DoD Lock Program Technical Manager (805) 982-2673
Editor (805) 982-1751



**Naval Facilities Engineering Service Center
(NAVFAC ESC)
Security Engineering Division
DoD Lock Program
1100 23rd Avenue
Port Hueneme, CA 93043-4370**

Subscribe to SECURITY FACTS newsletters: If you would like to subscribe to the Security Facts newsletter, send an e-mail to: NFESCLock-TSS@navy.mil. Include your name, address, phone, FAX, DSN, and e-mail address. Enter "Subscribe to Security Facts" in the e-mail subject field. Or, you may call our Technical Support Hotline at: (800) 290-7607; (805) 982-1212; DSN 551-1212.